

# ENR THE TOP 400

Overview [p. 52](#) // Profitability [p. 52](#) // Top 400 Volume [p. 52](#) // Backlog [p. 52](#) // Markets' Share of Total Revenue [p. 53](#) // Revenue by Owner Type [p. 53](#) // Domestic and International Hiring [p. 53](#) // International Market Analysis [p. 56](#) // Past Decade Contracting Revenue [p. 56](#) // Top 400 Dialogue [pp. 57, 66](#) // Brasfield & Gorrie's State-of-the-Art Cancer Center [p. 58](#) // Top 20 Contractors by Sector [pp. 60-62](#) // S&B's Pennsylvania P3 [p. 64](#) // Bechtel Signs Union Pact [p. 69](#) // Top 100 by New Contracts [p. 70](#) // Top 50 Contractors Working Abroad [p. 71](#) // Top 50 Domestic Heavy Contractors [p. 72](#) // Top 50 Domestic Building/Manufacturing [p. 73](#) // How To Read the Tables [p. 73](#) // Top 400 Firms List [pp. 75-83](#) // Where To Find the Top 400 [p. 85-86](#)



PHOTO COURTESY OF HITT CONTRACTING

NUMBER 8

**ELEVATION** A HITT Contracting crew erected 1,400 tons of steel, installed 2,400 tons of rebar and poured 30,000 cu yd of concrete during the core-and-shell construction of the firm's new headquarters in Washington, D.C. The 270,000-sq-ft facility is set for completion in late 2026.

## Contractors Hit Craft Ceiling

Revenue rises as contractors balance labor resources against market risks and rewards amid surge in data center projects *By Emell Adolphus and Jonathan Keller*



**T**op 400 Contractor revenue rose 11.8% to \$671.4 billion in 2025, propelled by a surge of data center projects that have intensified power generation and infrastructure needs in their wake. With an estimated nearly \$7 trillion that cloud service providers will spend to bring their artificial intelligence operations up to speed, contractors say the ongoing AI boom is a big opportunity for construction.

Turner Construction, ranked No. 1 on the Top 400 list for a sixth consecutive year, clinched record revenue in 2025, reporting a 40% rise to \$29.2 billion and a 34% year-over-year increase to \$44.3 billion for project backlog. In a March news release, company executives attributed much of that growth to an ability to shift resources and quickly respond to contracting demands tied to buildout of data center infrastructure.

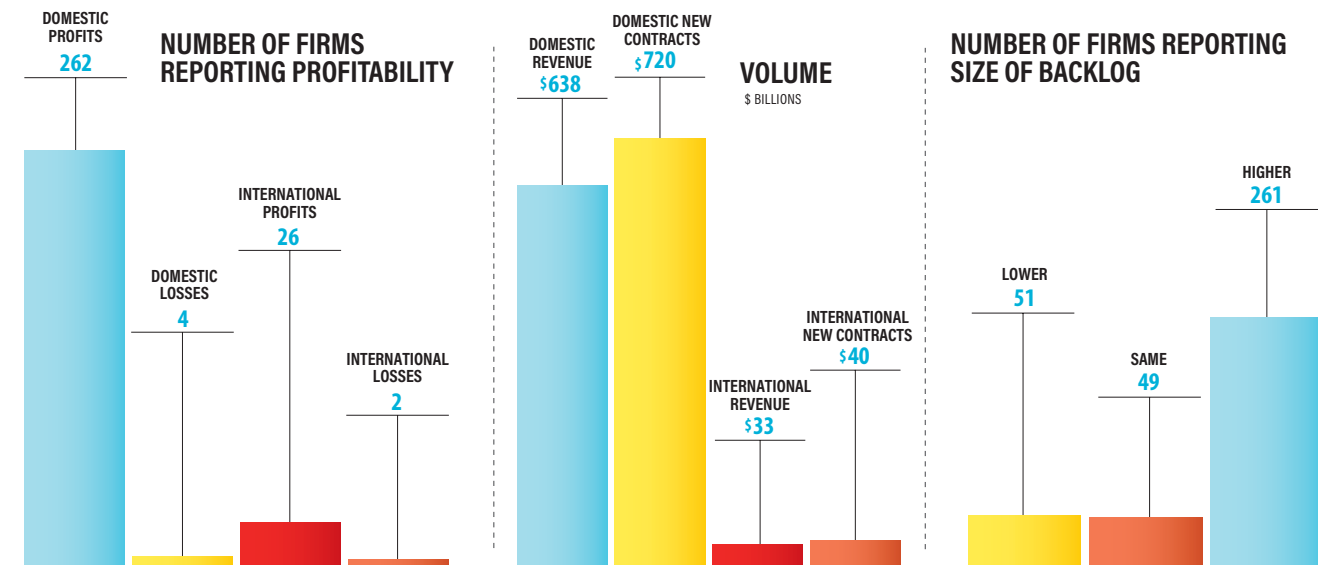
“Our growth is being driven by increasingly large and complex projects in high-growth sectors and by the strength of our integrated services platform,” says President Abrar Sheriff. With a global head count of more

than 17,000 employees, the contracting giant says it is directing its workforce capacity and reputational cachet toward community initiatives and partnership programs with schools and training providers, aimed at expanding access to careers in construction.

“The workforce challenge facing our industry is real, and it’s one we can help address,” said Senior Vice President Fuquan Collins in a May statement marking the 124th anniversary of the company’s founding.

In the short term, Top 400 contractors say today’s realities in workforce development and other construction arenas are intensifying, resulting in a growing dis-

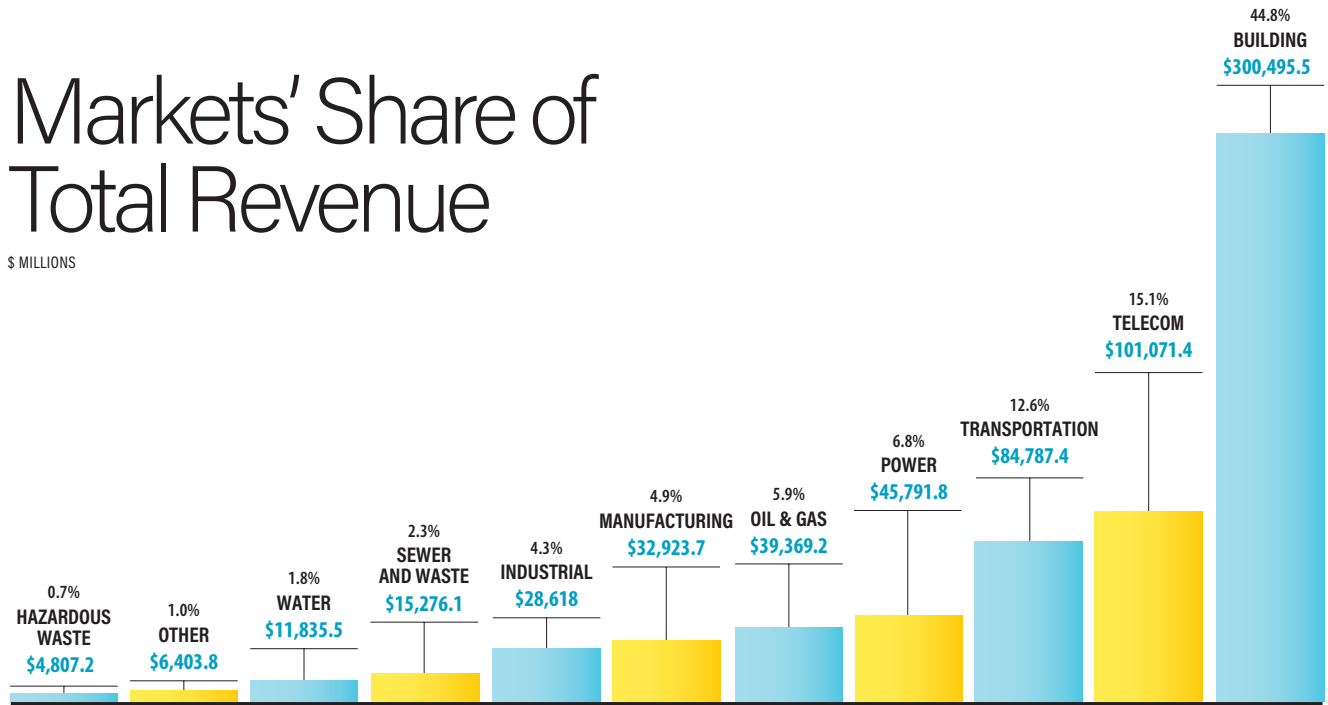
## 2024-25 at a Glance



ONLY INCLUDES DATA FROM FIRMS ON THE TOP 400 LIST.

# Markets' Share of Total Revenue

\$ MILLIONS



ONLY INCLUDES DATA FROM FIRMS ON THE TOP 400 LIST.

connect between constructibility and tangible resources needed to shepherd projects to completion.

“There’s a lot of opportunity,” says Rob Blalock, CEO at Brasfield & Gorrie, ranked No. 24. “But when you layer in labor constraints, supply chain variability and faster timelines, it puts real pressure on execution.”

### Shifting Challenges

For contracting firms with less capacity and labor resources, Ampirical CEO Matthew Saacks says the question becomes: “Can we continue to meet increasing annual hiring targets across the engineering spectrum necessary for capturing the market potential that exists?” For the company, which hit a record high backlog, “this is a time of unprecedented growth in the electric power space, but that growth is outpacing the supply of people required,” he adds.

Adding to that, Blalock says project complexity and owners’ needs are at times opposing forces. “Owners want more certainty around cost and schedule, while projects are getting more complex, especially in manufacturing and mission critical work,” he says. “For us, it comes back to discipline and people. The teams that can

**376**

Top 400 firms filed surveys last year

**69.9%**

of firms report revenue rose between 2024 and 2025.

**23.3%**

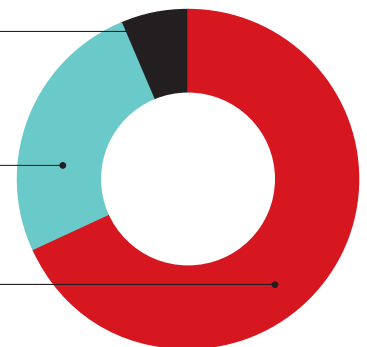
of Top 400 revenue is owned by the top 10 firms.

### PERCENT SHARE OF TOTAL REVENUE BY OWNER TYPE

FEDERAL  
**6.3%**

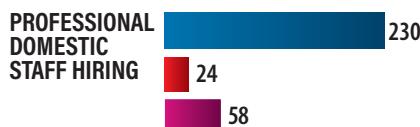
STATE/LOCAL  
**25.4%**

PRIVATE  
**68.3%**



plan well, execute well and build strong relationships are the ones that will stand out in this environment.”

Contractors have found that volatile material and labor costs can chip away at owner confidence, delaying approval of budget projections and lengthening preconstruction cycles on some projects. In effect, contractors say providing early, credible cost guidance is increas-



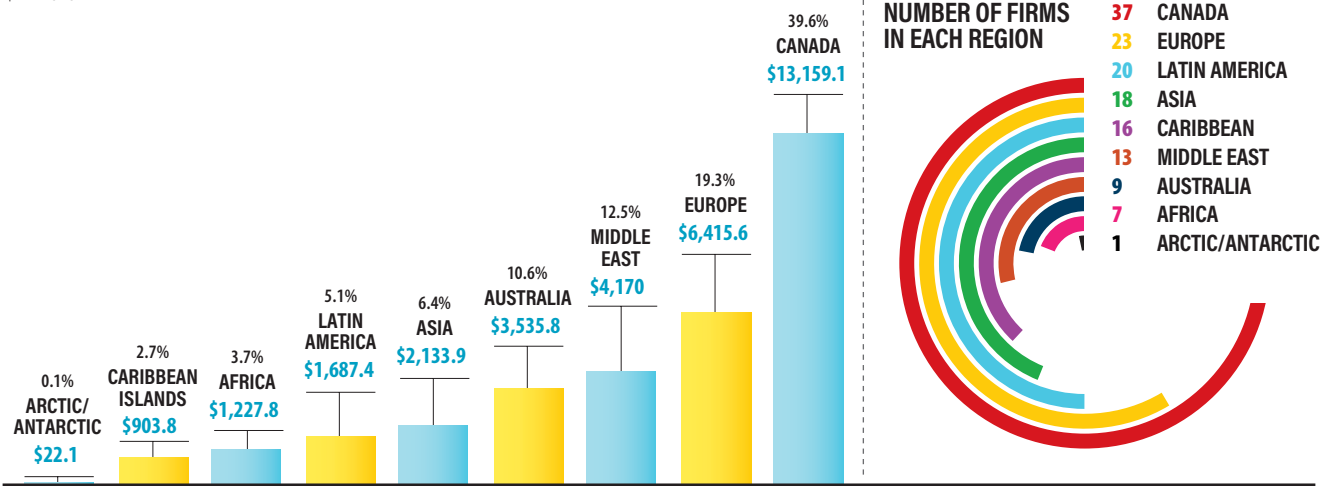
(MEASURED IN FIRMS REPORTING)

SOURCE: ENR

ONLY INCLUDES DATA FROM FIRMS ON THE TOP 400 LIST.

# International Market Analysis

\$ MILLIONS



\*DATA FOR ASIA AND AUSTRALIA HAD BEEN REPORTED TOGETHER IN PREVIOUS YEARS.

ingly important to keep projects in play.

“This challenge mirrors what is happening across the AEC industry,” says David Callis, CEO of Swinerton, ranked No. 32. “At the moment, cost volatility, shifting economic conditions and uncertainty around pricing inputs like fuel and materials are not short-term disruptions; they represent the reality the industry is likely to face for the foreseeable future.”

Noting a reported spike in construction material prices in April, increasing 7% since last year, the Associated Builders and Contractors attributed much of that rise to the Iran conflict. The Associated General Contractors of America also warned this month how surging materials and energy costs are outpacing bid prices.

“Construction input costs continue to rise much faster than contractors’ bid prices, particularly for energy-intensive and metals-related materials,” said AGC Director of Market Insights Macrina Wilkins. “That gap is making it increasingly difficult for contractors to accurately price projects and raising the risk of delays, redesigns and deferred construction activity if cost volatility persists.”

Behind the rising costs, “labor shortages, heightened competition and consolidation among firms” are

driving demand in some sectors and cooling others,” says Brian Daniel, president and CEO at Carroll Daniel, the No. 154-ranked contractor this year. “Industry indicators suggest that while demand persists, it is flattening in some sectors, increasing competition for the right projects,” he says. “In response, we are investing in workforce development, refining our pursuit strategies and adopting more efficient delivery methods to remain competitive.”

Owners still want projects finished at “accelerated rates,” says Rycon Construction CEO John Sabatos, adding that such demand “places extreme pressure on everyone at all levels in our industry to deliver.” The



**“Cost volatility, shifting economic conditions and uncertainty around pricing inputs ... are not short-term disruptions; they represent the reality the industry is likely to face for the foreseeable future.”**

—David Callis, President and CEO, Swinerton

**COMPARING THE PAST DECADE'S CONTRACTING REVENUE**

\$ BILLIONS SOURCE: ENR



# The Top 400 Dialogue

## Have you incorporated mental health awareness best practices into your overall safety program?

#254  
on the  
Top 400 List



**TODD WINNERMAN, PRESIDENT**  
**CERRIS BUILDERS**  
Pflugerville, Texas

"Mental health awareness and suicide prevention are fully integrated into our overall safety program. We believe safety includes physical and mental well-being, particularly in an industry where stress and demanding schedules are the reality of the work."

#339  
on the  
Top 400 List



**JOHN HINSHAW, PRESIDENT**  
**CALHOUN CONSTRUCTION SERVICES**  
Louisville, Ky.

"We regularly remind employees of the mental health resources available through our health plans and reinforce [their] importance. Our goal is to keep the conversation visible, reduce stigma and make sure our people know support is available."

## How do you identify high-potential employees and help prepare them for leadership roles?

#148  
on the  
Top 400 List



**WILLIAM LEMOINE, COO AND PRESIDENT**  
**LEMOINE**  
Lafayette, La.

"The most important qualities today are adaptability, accountability, and the ability to lead through uncertainty. We identify high-potential individuals by looking at how they think, respond to challenges and work with others—not just technical ability."

#212  
on the  
Top 400 List



**LEE EMEL, CIO**  
**CRB**  
Kansas City, Mo.

"Be positive. Show up every day to make a difference. Be respectful ... have pride and ownership in your work and consistently demonstrate 'one-team' behaviors. In today's world, being open-minded and adapting to change have become important adds to this list."

## Health Care | By Jonathan Keller



Brasfield & Gorrie (**No. 24**) recently completed the \$205-million Irma and Norman Braman Comprehensive Cancer Center project for Mount Sinai Medical Center in Miami Beach. Designed for resilience to extreme climate events, the facility's finish floor elevation was raised more than 6 ft above the sea-wall elevation to mitigate flood risks, with the curtainwall system designed to accommodate deployable surge barriers. The center is also designed to withstand winds of up to 175 mph. The 234,000-sq-ft, five-floor building's skin is made up of 464 precast panels that required use of 98 unique panel molds. Each panel ranges from 8,000-39,200 lb.

“human stress” is “significant,” he says. “The people that can’t, or aren’t willing to adapt to that will continue to leave the industry.”

### Behind the Numbers

Overall, domestic projects propelled revenue growth for ENR's Top 400 Contractors, accounting for \$638.2 billion of this year's list total, up from the 12.5% proportion of \$567.1 billion in the prior year's list. International revenue dipped slightly, down to \$33.3 billion from \$33.5 billion reported for 2024.

Among the 376 firms that filed both this year and last, 69.9% reported increased revenue on this year's

survey. That is up from 64.8% last year. After staying basically flat between 2023 and 2024, median revenue rose 5.9% to \$672.28 million between 2024 and 2025. Just over 98% of firms report making a profit in 2025, but the number of firms reporting their profitability status on the survey dropped to 266 this year, from 307 on last year's survey.

For Messer Construction, Chief Operating Officer Steven Bestard says the firm's resilience is a “by-product of the diversity of customers we build for and sectors we build in.” The company, ranked No. 73, says it has seen consistent opportunities in the Midwest and Southeast.

# The Top 20 Contractors by Sector

1		TELECOMMUNICATIONS	
RANK		Top 20 Revenue: \$83.4 Billion	REVENUE
2026	2025	Top 20 Market Share: 83%	IN \$ MIL.
1	1	HITT CONTRACTING	10,653.5
2	4	TURNER CONSTRUCTION CO.	9,334.4
3	2	HOLDER CONSTRUCTION GROUP	8,527.0
4	3	DPR CONSTRUCTION	8,059.4
5	9	MORTENSON	4,833.1
6	5	CLAYCO	4,706.2
7	7	THE WHITING-TURNER CONTRACTING CO.	3,895.8
8	6	MASTEC INC.	3,553.9
9	14	STO BUILDING GROUP	3,529.0
10	8	FORTIS CONSTRUCTION	3,289.9
11	13	HENSEL PHELPS	2,973.2
12	11	WALBRIDGE	2,791.5
13	10	JE DUNN CONSTRUCTION CO.	2,686.0
14	15	CLUNE CONSTRUCTION	2,570.0
15	17	GRAY	2,515.0
16	16	THE WALSH GROUP	2,252.5
17	**	SUFFOLK CONSTRUCTION CO. INC.	2,180.9
18	12	BRASFIELD & GORRIE	2,028.5
19	**	T5 CONSTRUCTION	1,666.3
20	19	RYAN COS. US INC.	1,383.0

2		TRANSPORTATION	
RANK		Top 20 Revenue: \$47.0 Billion	REVENUE
2026	2025	Top 20 Market Share: 55%	IN \$ MIL.
1	8	FLATIRONDRAGADOS	6,174.2
2	1	KIEWIT CORP.	4,359.2
3	3	THE WALSH GROUP	3,228.5
4	5	SKANSKA USA	3,191.5
5	4	GRANITE CONSTRUCTION CO.	3,057.1
6	12	CONSTRUCTION PARTNERS INC.	2,812.4
7	9	TUTOR PERINI CORP.	2,793.0
8	6	HENSEL PHELPS	2,740.3
9	10	CLARK GROUP	2,682.4
10	11	AECOM	2,668.9
11	13	FERROVIAL CONSTRUCTION	1,916.0
12	15	TURNER CONSTRUCTION CO.	1,645.7
13	20	MASTEC INC.	1,356.0
14	17	ALLAN MYERS	1,266.8
15	**	HOLDER CONSTRUCTION GROUP	1,233.0
16	18	VINCI CONSTRUCTION USA	1,195.6
17	**	OHLA USA INC.	1,188.8
18	**	AUSTIN INDUSTRIES	1,163.4
19	19	HERZOG ENTERPRISES INC.	1,157.3
20	**	KOKOSING GROUP OF COS.	1,146.3

3		POWER	
RANK		Top 20 Revenue: \$39.3 Billion	REVENUE
2026	2025	Top 20 Market Share: 86%	IN \$ MIL.
1	1	MASTEC INC.	6,446.3
2	2	KIEWIT CORP.	5,762.1
3	3	MORTENSON	3,587.3
4	4	BECHTEL	3,286.3
5	7	SOLV ENERGY	2,490.0
6	8	BURNS & MCDONNELL	2,243.2
7	5	BLACK & VEATCH	2,236.5
8	6	MOSS	1,807.4
9	12	MCCARTHY HOLDINGS INC.	1,720.8
10	9	MICHELS	1,597.4
11	10	DAY & ZIMMERMANN	1,584.0
12	14	FERREIRA CONSTRUCTION CO. INC.	1,007.5
13	15	ELECTRICAL CONSULTANTS INC.	862.0
14	16	GEMMA POWER SYSTEMS	760.5
15	19	NEXAMP	698.0
16	20	JINGOLI - DCO	696.7
17	18	SUNDT CONSTRUCTION INC.	649.6
18	**	ALLIED POWER	617.6
19	**	BARTON MALOW HOLDINGS LLC	610.2
20	13	PCL CONSTRUCTION ENTERPRISES INC.	606.3

LISTS MAY INCLUDE FIRMS WHO DO NOT APPEAR ON THE TOP 400.

“We do not anticipate meaningful changes in those regions in the near term unless global challenges materially disrupt capital investment or supply chains,” says Bestard. “Specifically in the Carolinas, we are seeing a strong flow of opportunities in health care, manufacturing and higher education.”

Top 400 Contractors reported \$760.1 billion in new contracts for 2025, up 22.4% from 2024. Median new contracts fell, however, dropping 18.5%. About one-third of firms reported a decrease in new contracts when comparing 2024 to 2025.

Notably, the share of revenue earned by the largest Top 400 firms showed an increase between last year’s survey and this year’s, after shrinking for a decade. The top 10 listed firms reported 23.3% of total Top 400 revenue this year, up from 21.2%. The top 100 firms account for 73.4% of revenue, up from 70.8%.

“Construction is always evolving and we are doing our best to lead from the front,” says MCL Construction Managing Principal Tony Fucinaro of sector ebbs and flows. “Our biggest success over the past year,” he notes, is using the firm’s industrialized construction department to prefabricate and construct building components in a warehouse on several projects. “This leads to

cost and schedule saving and a safer jobsite,” he adds. The firm is ranked No. 348 this year.

### Driving Growth

Of this year’s Top 400 survey participants, 72.3% of contractors reported higher backlog on this year’s survey, up substantially from 57.5% last year.

“In our markets, we are seeing more large-scale opportunities, and we are positioned well with our leadership group to have capacity,” says Shad S. James, president and CEO of Jaynes Corp., ranked No. 285. The Albuquerque, N.M., contractor specializes in commercial, hospi-



**“Construction is always evolving and we are doing our best to lead from the front.”**

—Tony Fucinaro, Managing Principal, MCL Construction

# The Top 20 Contractors by Sector

4		OIL & GAS	
RANK		Top 20 Revenue: \$38.6 Billion	REVENUE
2026	2025	Top 20 Market Share: 9.8%	IN \$ MIL.
1	2	BECHTEL	11,710.0
2	1	MCDERMOTT INTERNATIONAL	9,893.0
3	5	TURNER INDUSTRIES GROUP LLC	3,258.3
4	7	MASTEC INC.	2,308.2
5	6	PERFORMANCE CONTRACTORS INC.	1,564.2
6	9	MICHELS	1,424.0
7	12	BURNS & MCDONNELL	1,273.3
8	4	FLUOR	1,173.2
9	8	KIEWIT CORP.	1,061.1
10	10	S&B	804.4
11	11	SAULSBURY INDUSTRIES INC.	675.0
12	13	CAJUN INDUSTRIES LLC	667.7
13	19	PCL CONSTRUCTION ENTERPRISES INC.	486.9
14	16	BLACK & VEATCH	449.9
15	15	APTIM	439.3
16	14	MATRIX SERVICE CO.	413.9
17	**	STRIKE CONSTRUCTION LLC	308.0
18	17	KIELY FAMILY OF COS.	278.9
19	18	AUSTIN INDUSTRIES	243.7
20	**	AUDUBON COS.	170.6

5		INDUSTRIAL	
RANK		Top 20 Revenue: \$20.6 Billion	REVENUE
2026	2025	Top 20 Market Share: 7.2%	IN \$ MIL.
1	1	FLUOR	6,042.1
2	2	DPR CONSTRUCTION	1,559.7
3	3	HASKELL	1,244.4
4	7	TURNER CONSTRUCTION CO.	1,237.8
5	6	IPS-INTEGRATED PROJECT SERVICES LLC	1,163.9
6	5	DENNIS GROUP	1,142.6
7	4	GRAY	887.1
8	10	CR MEYER	767.0
9	13	THE YATES COS. INC.	705.4
10	15	STELLAR GROUP INC.	670.6
11	16	CRB GROUP	644.4
12	20	PCL CONSTRUCTION ENTERPRISES INC.	558.4
13	17	BURNS & MCDONNELL	540.1
14	18	ALBERICI-FLINTCO	535.4
15	14	CLAYCO	502.1
16	**	G.A. WEST & CO.	500.0
17	9	BECHTEL	484.4
18	**	HARVEY CLEARY	479.0
19	12	MIRON CONSTRUCTION CO. INC.	476.6
20	8	THE WHITING-TURNER CONTRACTING CO.	425.9

6		HAZARDOUS WASTE	
RANK		Top 20 Revenue: \$5.0 Billion	REVENUE
2026	2025	Top 20 Market Share: 10.5%	IN \$ MIL.
1	1	BECHTEL	1,770.6
2	2	FLUOR	1,412.7
3	3	SEVENSON ENVIRONMENTAL SERVICES	492.1
4	**	ENTACT	350.1
5	5	APTIM	328.8
6	8	ECC	121.4
7	7	EA ENGINEERING SCIENCE AND TECH.	105.0
8	6	RAMBOLL GROUP	93.3
9	10	GOODFELLOW BROS.	89.1
10	9	JINGOLI - DCO	79.6
11	**	WILLMENG CONSTRUCTION	45.0
12	13	TURNER INDUSTRIES GROUP LLC	42.7
13	11	HALEY & ALDRICH INC.	37.6
14	14	BURNS & MCDONNELL	19.5
15	**	PCL CONSTRUCTION ENTERPRISES INC.	17.9
16	20	PEPPER CONSTRUCTION	12.5
17	**	PARSONS	11.1
18	19	TETRA TECH	10.0
19	**	MASCARO CONSTRUCTION CO.	6.1
20	**	PHILLIPS INFRASTRUCTURE CORP.	4.0

LISTS MAY INCLUDE FIRMS WHO DO NOT APPEAR ON THE TOP 400 AND CAN PUSH SECTOR MARKET SHARE PERCENTAGE OVER 100%.

tality and multifamily renovation and expansion construction. “I see good balance currently in our book of work,” James adds. “I do think over the next three to five years we will see some shifts in the makeup of our work, but now we are very optimistic about our future.”

Among Top 400 market sectors, water supply and hazardous waste rose just over 21% between 2024 and 2025 for contractors, with double-digit hikes as well for sewer and waste (17.4%), power (14.2%) and industrial process (10.1%). Only manufacturing and oil and gas markets fell, dropping 28.5% and 4.8%, respectively.

As expected, the telecommunications market for Top

400 contractors continued its surge on the back of the ongoing data center buildout driven by hyperscalers such as Amazon, Alphabet, Apple, Meta and Microsoft. The market rose 86.4% between 2024 and 2025, topping \$100 billion in revenue. In 2021, telecommunications made up 4.5% of total Top 400 revenue. In 2025, it rose to 15.1%.

On the ground, Top 400 contractors say the data center surge has also driven a shift in how they cultivate relationships with specialized subcontractors.

“Data centers are not currently a core market sector for KBE; however, we are seeing their impact across the region as they absorb a significant share of skilled labor, tightening the overall workforce available for other construction sectors,” says KBE Building Corp. President and CEO Mike Kolakowski. The contractor is ranked No. 340.

“To continue winning work, we focus on providing consistent, well-managed projects and strong relationships that make us an attractive choice for top trade contractors,” he says.

At Poettker Construction, Jeffrey Casey, data center and mission critical market leader, says the No. 334-ranked contractor engages with owners, designers, utilities and key trade partners early on in the project process to “confirm power availability, procurement strat-



**“To continue winning work, we focus on providing consistent, well-managed projects and strong relationships.”**

—Mike Kolakowski, President and CEO, KBE Building Corp.



**“AI infrastructure is now large-scale industrial infrastructure with complex integrated systems, power generation, cooling and water designed and delivered as one.”**

—Brandon Statton, Sector Lead, Bechtel

egies and realistic schedules before construction begins.” He adds that such a collaborative approach “reduces execution risk and enables us to deliver certainty in a market where speed and reliability drive selection decisions.”

### Cultivating Skills Stacking

Contractors noted that all markets have seemingly been, either directly or indirectly, affected by the billions of dollars pouring into developing data centers because of competition over labor resources and the economics of ensuring that connected investments in power and infrastructure succeed.

“AI infrastructure is now large-scale industrial infrastructure with complex integrated systems, power generation, cooling and water, designed and delivered as one,” says Brandon Statton, AI data center sector lead, manufacturing & technology, for Bechtel, which ranks No. 2. “The economic consequences of a six-month slip to the system can be critical to the business,” he says. “That reality changes every decision by the customer and EPC, [such as] design choices, procurement strat-

### Highways and Bridges | By Jonathan Keller



Workers from Fay, S&B USA Construction (**No. 205**) place the final precast concrete beam for the southbound I-81 bridge over the Susquehanna River in northeastern Pennsylvania. It is part of the broader state DOT Major Bridge Public-Private Partnership (P3) Project, which will build 23 structures and more than 20 miles of roadway, including replacement and rehabilitation of six interstate bridges. The \$1.5-billion project is being delivered under a progressive design-build-finance-maintain method. Work on the northbound bridge began this spring, with the full project expected to complete by summer 2028.

PHOTO COURTESY OF S&B USA CONSTRUCTION

# The Top 400 Dialogue

**Outside of revenue numbers, what would you consider to be your firm's major successes last year?**

**#95**  
on the  
Top 400 List



**PETER COTUGNO, VP, OPERATIONS**  
**W.E. O'NEIL CONSTRUCTION**  
Chicago, Ill.

"Our firm has evolved significantly in how we align teams across regions and functions. We have placed a strong emphasis on standardizing expectations, improving communication, and integrating resources to better support our projects."

**#21**  
on the  
Top 400 List



**RODD MERCHANT, CHIEF STRATEGY OFFICER**  
**JE DUNN CONSTRUCTION**  
Kansas City, Mo.

"A major success has been the intentional move toward more consistent, enterprise-level AI deployment, especially on data-driven systems, and in early groundwork for effectively leveraging AI as its role in construction becomes clearer."

**How are you balancing competitive pay, benefits and career development opportunities with retention?**

**#330**  
on the  
Top 400 List



**LUKE SPALJ, PRESIDENT AND CEO**  
**WATER RESOURCES GROUP**  
Deerwood, Minn.

"Compensation gets people in the door; it doesn't keep them. We've invested in competitive wages and field benefits, but retention comes from meaningful work, visible advancement and a culture where people feel invested in outcomes."

**#3**  
on the  
Top 400 List



**BOB MULLEN, CEO**  
**STO BUILDING GROUP**  
New York, N.Y.

"As a diverse company, our employees can stay in a focused lane their whole career or can shift to another sector to pursue expanded opportunities. Most importantly, our Employee Stock Purchase program offers employees the opportunity to be owners."

egy, risk tolerance and the delivery model.”

Amid intensifying energy demands for data centers, the AI boom has also opened doors for a resurgence of nuclear power. Leaning into the opportunity, Bechtel announced a renewed partnership with North America’s Building Trades Unions to ensure craftworkers continue to receive skills training needed to work on nuclear projects at scale (see story, right).

With the large demand for data centers, Rycon Construction says it has also found a niche market in developing support facilities that include temporary housing, food service, security and transportation services for those in the workforce who spend days away in remote areas to build data center projects, says company CEO John Sabatos.

In a competitive market for top talent, many Top 400 contractors say they have found that offering a “clear career path” is a key driver for retaining workers they need to scale operations. “The companies that stand out will be the ones that offer a clear career path, the right training, a strong culture and steady, reliable work, not just a paycheck,” says Gurney Construction CEO David Burkhart. He says the contractor, ranked No. 58., balances competitive pay, ownership and benefits with profitability “by treating workforce development as a core operating strategy.”

According to Burkhart, “We invest in training, field leadership and structured growth paths because that reduces turnover, improves productivity, and strengthens project outcomes.” He adds that “the other piece is discipline. We are intentional about the work we pursue, how we plan it and how we staff it. Profitability and investing in our people go hand-in-hand; they’re both required for long-term growth.”


At McGough, ranked No. 71, Executive Vice President of Human Resources and Executive Services Cassie Nelson says she expects the workforce market to be “extremely competitive” within sectors that require complex mechanical and electrical systems.

“Like many other general contractors, we are recruiting for projects nationwide. We know that the talent out there has the pick of the litter,” she says. “We are differentiating ourselves by prioritizing safety and a culture where our employees and partners are treated with respect, have each other’s backs and have some fun as we work hard to deliver great outcomes.”

Internally, Nelson says the company has increased communication about career paths and opportunities to work on meaningful projects while receiving competitive pay.

At the same time when data center megaprojects are hoping to pool labor resources to deliver projects,

## Bechtel, Unions Ink Nuclear Labor Pact | By Emell D. Adolphus



Bechtel (**No. 2**) has signed a memorandum of understanding with North America’s Building Trades Unions to advance and modernize apprenticeship programs to develop tens of thousands of craftworkers needed to deliver new and advanced nuclear power projects at scale.

Amid a global resurgence of nuclear power fueled by decarbonization goals and data center power demands, the contractor says it will work with the union group to identify “specialized craft capabilities” to streamline nuclear construction, collaborate with union training centers on curriculum and expand “pathways into high-skill careers” building large projects and small modular reactors (SMRs). Company CEO Brendan Bechtel said the agreement ensures apprenticeship programs continue to develop craft professionals “needed to supply this growing market.”

Bechtel partnered with unions to assemble more than 9,000 workers to deliver in 2023 the 4.5-GW Plant Vogtle nuclear plant in Waynesboro, Ga., (pictured above). It also is engineering, procurement and construction contractor for developer TerraPower’s \$4-billion advanced nuclear power plant in Wyoming, signing a project labor agreement for the plant last year. The 345-MW project will be the first utility-scale advanced reactor plant built in the U.S. when completed in about 2031.

Union group President Sean McGarvey said, “Workforce availability is not a constraint, and projects can be delivered safely, efficiently and with certainty.”

John De Lay, Evans General Contractors chief operating officer, says there is a larger workforce shift happening across the industry that has changed how and why people enter the skilled trades. The contractor, based in Alpharetta, Ga., is ranked No. 54.

De Lay believes competitive compensation is no longer the “sole differentiator” of what attracts and retains high-performing workers.

“In reality, many skilled trades today offer earning potential that meets or exceeds that of traditional college graduates,” he says. “Some of our mission-critical clients recognize this gap and are actively investing in trade development programs, which will be an important part of the long-term solution.

“Yet in reality, today’s workforce places equal value on stability, career progression, benefits and culture,” he adds. “Fewer individuals are entering the trades at the rate required to sustain long-term growth—as well as this huge increase in demand.”

# The Top 100 Contractors by New Contracts

RANK 2026		NEW CONTRACTS IN \$ MIL.	RANK 2026		NEW CONTRACTS IN \$ MIL.	RANK 2026		NEW CONTRACTS IN \$ MIL.
1	KIEWIT CORP.	41,436.6	36	CLUNE CONSTRUCTION	5,038.0	71	RAILWORKS CORP.	1,972.8
2	BECHTEL	40,833.0	37	HERZOG ENTERPRISES INC.	4,720.0	72	MCGOUGH	1,970.0
3	TURNER CONSTRUCTION CO.	38,110.3	38	AUSTIN INDUSTRIES	4,700.0	73	LEASE CRUTCHER LEWIS	1,957.7
4	DPR CONSTRUCTION	26,133.1	39	GRAY	4,535.9	74	MCCOWNGORDON CONSTRUCTION	1,880.0
5	STO BUILDING GROUP	22,169.0	40	OKLAND CONSTRUCTION	4,510.0	75	GARNEY HOLDING CO.	1,799.0
6	MASTEC INC.	19,574.8	41	SUNDT CONSTRUCTION INC.	4,248.8	76	ARCO CONSTRUCTION COS.	1,773.4
7	HITT CONTRACTING	17,287.5	42	RYAN COS. US INC.	4,239.0	77	W. M. JORDAN CO.	1,700.0
8	THE WHITING-TURNER CONTRACTING CO.	16,600.0	43	MOSS	3,880.2	78	F.H. PASCHEN	1,700.0
9	PCL CONSTRUCTION ENTERPRISES INC.	16,167.8	44	ALBERICI-FLINTCO	3,525.8	79	IPS-INTEGRATED PROJECT SERVICES LLC	1,684.1
10	HOLDER CONSTRUCTION GROUP	15,305.0	45	THE WEITZ CO.	3,487.0	80	FERREIRA CONSTRUCTION CO. INC.	1,676.8
11	HOFFMAN CONSTRUCTION CO.	15,017.0	46	FORTIS CONSTRUCTION	3,277.0	81	O&G INDUSTRIES INC.	1,640.0
12	MORTENSON	13,845.7	47	GRANITE CONSTRUCTION CO.	3,258.0	82	BL HARBERT INTERNATIONAL	1,637.2
13	MCCARTHY HOLDINGS INC.	12,178.2	48	THE CHRISTMAN CO.	3,155.0	83	JOERIS GENERAL CONTRACTORS	1,631.5
14	FLUOR	11,963.6	49	MANHATTAN CONSTRUCTION GROUP	3,079.9	84	ALSTON CONSTRUCTION CO. INC.	1,582.0
15	SUFFOLK CONSTRUCTION CO. INC.	11,844.6	50	ADOLFSON & PETERSON CONSTRUCTION	3,010.0	85	ALLAN MYERS	1,581.7
16	JE DUNN CONSTRUCTION CO.	11,047.0	51	CROSSLAND CONSTRUCTION CO. INC.	2,996.0	86	ESI CONSTRUCTION	1,569.6
17	BRASFIELD & GORRIE	10,739.9	52	BIG-D CONSTRUCTION	2,947.0	87	FINDORFF	1,561.2
18	HENSEL PHELPS	10,632.5	53	COASTAL CONSTRUCTION GROUP	2,766.7	88	CHOATE CONSTRUCTION CO.	1,552.9
19	CLAYCO	10,600.0	54	FERROVIAL CONSTRUCTION	2,752.0	89	JRM CONSTRUCTION MANAGEMENT	1,550.0
20	SWINERTON INC.	10,500.0	55	SHAWMUT DESIGN AND CONSTRUCTION	2,629.0	90	ESS COS.	1,536.9
21	MCDERMOTT INTERNATIONAL	10,491.0	56	ROGERS-O'BRIEN CONSTRUCTION	2,600.0	91	BRINKMANN CONSTRUCTORS	1,503.7
22	SKANSKA USA	8,930.1	57	KOKOSING GROUP OF COS.	2,528.4	92	SPAWGLASS HOLDING	1,461.5
23	GILBANE BUILDING CO.	8,869.8	58	DEVCON CONSTRUCTION INC.	2,500.0	93	POWER CONSTRUCTION CO. LLC	1,457.8
24	FLATIRONDRAGADOS	8,473.1	59	MESSER CONSTRUCTION CO.	2,436.0	94	BARR & BARR INC.	1,443.0
25	CLARK GROUP	8,356.4	60	ROBINS & MORTON	2,400.0	95	THE CIANBRO COS.	1,434.0
26	WALBRIDGE	8,182.4	61	PEPPER CONSTRUCTION	2,358.0	96	HANOVER CO.	1,420.1
27	TUTOR PERINI CORP.	7,428.9	62	LAS VEGAS PAVING CORP.	2,342.0	97	THE CONLAN COMPANY	1,400.0
28	BALFOUR BEATTY US	6,462.0	63	WHARTON-SMITH INC.	2,279.9	98	C.W. DRIVER COS.	1,388.0
29	THE YATES COS. INC.	6,377.1	64	ECC	2,268.4	99	OHLA USA INC.	1,365.0
30	MICHELS	6,112.0	65	APTIM	2,259.4	100	LANE INDUSTRIES INC.	1,338.5
31	SOLV ENERGY	5,840.0	66	E. E. REED CONSTRUCTION	2,216.0			
32	EVANS GENERAL CONTRACTORS	5,200.0	67	WEBCOR	2,211.5			
33	BLACK & VEATCH	5,119.6	68	GEMMA POWER SYSTEMS	2,181.1			
34	BARTON MALOW HOLDINGS LLC	5,115.6	69	ACCIONA US	2,137.0			
35	CONSIGLI BUILDING GROUP INC.	5,063.0	70	HARVEY CLEARY	2,056.0			

De Lay says he believes a long-standing perception that a four-year college path is the “only route to success” is to blame. In response, he says the contractor is heavily investing in structured career development, particularly for field leadership roles, “while strengthening mentorship programs and onboarding processes to better integrate both entry-level and experienced hires into our organization.”

De Lay adds that “from an operational standpoint, we are also being very intentional in how we pursue and staff work. We align our backlog with our ability to properly support projects with the right people, rather than overextending resources and risking performance.”

## On the Web

For expanded content on ENR's Top Lists, see [ENR.com/toplists](https://enr.com/toplists).

## Adopting AI

In addition to competitive pay, benefits, mentorships and career path cultivation, Top 400 contractors say they are also taking decisive steps to integrate AI into their operations in ways that make the most sense for their company.

“There’s real enthusiasm around AI and automation, but enthusiasm without discipline can look like innovation theater and fail to deliver measurable outcomes,” says Chuck Binkowski, chief operating officer of Barton Malow, ranked No. 38. “We’ve learned to ask: Does this idea actually add value to the process, or does it just sound interesting? That question has made us more selective, but it’s also made us more effective.”

# The Top 50 Contractors Working Abroad

RANK 2026		REVENUE IN \$ MIL.	RANK 2026		REVENUE IN \$ MIL.	RANK 2026		REVENUE IN \$ MIL.
1	MCDERMOTT INTERNATIONAL	7,175.0	18	MICHELS	355.2	35	MATRIX SERVICE CO.	51.9
2	PCL CONSTRUCTION ENTERPRISES INC.	4,911.0	19	APTIM	255.9	36	HERZOG ENTERPRISES INC.	48.1
3	FLUOR	4,241.6	20	LANE INDUSTRIES INC.	251.3	37	ORION GROUP HOLDINGS	41.9
4	BECHTEL	2,982.0	21	PARSONS	247.3	38	IPS-INTEGRATED PROJECT SERVICES LLC	40.5
5	TURNER CONSTRUCTION CO.	2,099.7	22	GILBANE BUILDING CO.	242.9	39	MWH CONSTRUCTORS INC.	40.3
6	KIEWIT CORP.	1,417.1	23	MASTEC INC.	223.3	40	BARNARD CONSTRUCTION CO. INC.	39.6
7	STO BUILDING GROUP	1,233.0	24	RAILWORKS CORP.	198.1	41	T N WARD CO.	38.7
8	FLATIRONDRAGADOS	1,138.1	25	ECC	176.5	42	TRAYLOR CONSTRUCTION GROUP INC.	31.6
9	ALBERICI-FLINTCO	881.8	26	CONSIGLI BUILDING GROUP INC.	163.0	43	COMMERCIAL CONTRACTING CORP.	27.6
10	CADDELL CONSTRUCTION	615.9	27	DPR CONSTRUCTION	146.6	44	RONCELLI INC.	26.0
11	BL HARBERT INTERNATIONAL	613.4	28	WALBRIDGE	143.9	45	PRIMUS	23.9
12	TUTOR PERINI CORP.	489.7	29	SOUTHLAND HOLDINGS	128.0	46	DAY & ZIMMERMANN	19.0
13	BLACK & VEATCH	482.9	30	DENNIS GROUP	116.5	47	GRANITE CONSTRUCTION CO.	13.2
14	FORTIS CONSTRUCTION	424.4	31	THE BECK GROUP	96.8	48	POND & CO.	8.3
15	HOFFMAN CONSTRUCTION CO.	366.5	32	GEMMA POWER SYSTEMS	94.3	49	ARCO CONSTRUCTION COS.	8.0
16	BURNS & MCDONNELL	364.8	33	BARTON MALOW HOLDINGS LLC	81.7	50	ALLIED POWER	4.8
17	HASKELL	356.1	34	THE WEITZ CO.	72.1			

FIRMS ARE RANKED BY INTERNATIONAL REVENUE.

For some Top 400 contractors, AI's biggest impact on operations has been speed—helping teams complete routine tasks more quickly.

“We are taking a deliberate, phased approach to AI adoption, starting with foundational tools and progressively expanding into more sophisticated capabilities,” says Gray Construction President and CEO Rebekah Gray. Across the No. 30-ranked company, she says that widely used personal productivity tools are already powered by AI, helping teams work smarter.

“Beyond individual productivity, select teams are going deeper—leveraging advanced AI platforms for software engineering, writing assistance, design audits and intelligent agents that enhance both personal and departmental workflows,” she explains. Throughout this, Gray says the company's governance framework around data security remains central to how it operates.

As contractors dig deeper into AI tools, many find human capital is still the most critical component when it comes to safely moving operations and projects forward.

“My thinking on it has evolved, but my fundamental concern has not changed; AI cannot replace the need for our people to know how to build buildings,” says Kaufman Lynn Construction President and CEO Chris Long. The No. 282-ranked contractor is making “meaningful investments” in AI across all department, he adds, but “if someone doesn't understand construction, he or she won't know when the software is wrong, and it will be wrong. That judgment only comes from experience in the field.”

## Economic Outlook

As contractors contend with the rippling effects of an expedited AI infrastructure buildout, Brad Kollar, executive vice president for industrial and strategic markets at Upright Construction, calls for the industry to learn from previous mistakes, specifically growing at a rate too fast for skill levels to catch up.

“As an industry, we've had to be honest with ourselves,” he says. “Over the past few years, a lot of firms, including ours, have grown quickly to keep up with demand. In some cases, growth has outpaced availability of truly experienced talent. That can create strain on teams. If not addressed, it can impact performance.”

At Upright, Kollar says there have been some “candid conversations internally and with clients, and we've taken those lessons seriously.”

For some contractors, it's a matter of weighing all risks before jumping head first into opportunities con-



**“Select teams are going deeper — leveraging advanced AI platforms for software engineering, writing assistance, design audits, and intelligent agents.”**

—Rebekah Gray, President & CEO, Gray Construction

# The Top 50 Domestic Heavy Contractors

RANK 2026	FIRM	REVENUE IN \$ MIL.	% OF TOTAL REVENUE			
			TRANSPORTATION	SEWER	HAZARDOUS WASTE	WATER
1	FLATIRONDRAGADOS	5,798.4	87	9	0	3
2	KIEWIT CORP.	5,641.6	28	5	0	7
3	THE WALSH GROUP	4,869.1	36	10	0	9
4	GRANITE CONSTRUCTION CO.	3,619.3	69	4	0	9
5	SKANSKA USA	3,363.1	37	1	0	1
6	HENSEL PHELPS	3,054.0	25	3	0	0
7	CLARK GROUP	3,046.9	30	3	0	2
8	CONSTRUCTION PARTNERS INC.	2,812.4	100	0	0	0
9	TUTOR PERINI CORP.	2,726.1	51	0	0	0
10	AECOM	2,668.9	32	0	0	0
11	GARNEY HOLDING CO.	2,320.0	0	45	0	55
12	FERROVIAL CONSTRUCTION	2,291.0	79	0	0	15
13	FLUOR	2,136.4	11	0	21	0
14	ECC	1,888.4	3	82	4	2
15	BECHTEL	1,766.9	0	0	11	0
16	MASTEC INC.	1,659.7	10	1	0	1
17	SUNDT CONSTRUCTION INC.	1,645.6	20	18	0	5
18	TURNER CONSTRUCTION CO.	1,613.8	6	0	0	0
19	KOKOSING GROUP OF COS.	1,603.2	41	12	0	4
20	ALLAN MYERS	1,497.1	85	9	0	6
21	AMES CONSTRUCTION	1,338.8	57	0	0	12
22	OHLA USA INC.	1,293.7	88	2	0	6
23	HOLDER CONSTRUCTION GROUP	1,233.0	12	0	0	0
24	PCL CONSTRUCTION ENTERPRISES INC.	1,212.0	7	4	0	14
25	VINCI CONSTRUCTION USA	1,195.6	100	0	0	0
26	AUSTIN INDUSTRIES	1,175.4	28	0	0	0
27	LANE INDUSTRIES INC.	1,151.0	93	1	0	4
28	HERZOG ENTERPRISES INC.	1,115.7	99	1	0	0
29	LAS VEGAS PAVING CORP.	967.0	100	0	0	0
30	MANHATTAN CONSTRUCTION GROUP	898.2	40	0	0	0
31	MWH CONSTRUCTORS INC.	888.8	0	55	0	44
32	GREAT LAKES DREDGE & DOCK CORP.	888.3	100	0	0	0
33	ANDERSON COLUMBIA CO. INC.	881.0	80	0	0	0
34	BALFOUR BEATTY US	867.6	14	0	0	0
35	MCCARTHY HOLDINGS INC.	851.8	5	5	0	0
36	ESS COS.	838.1	50	6	0	5
37	TEICHERT CONSTRUCTION	829.3	69	0	0	5
38	WHARTON-SMITH INC.	812.2	0	42	0	11
39	PJ DICK - TRUMBULL - LINDY GROUP	809.7	52	0	0	3
40	SUFFOLK CONSTRUCTION CO. INC.	775.3	10	0	0	0
41	WILLIAMS BROTHERS CONSTRUCTION	775.1	100	0	0	0
42	TRAYLOR CONSTRUCTION GROUP INC.	773.8	44	8	0	17
43	ALBERICI-FLINTCO	738.1	9	7	0	5
44	RAILWORKS CORP.	699.0	90	0	0	0
45	MICHEL	695.6	11	4	0	3
46	SOUTHLAND HOLDINGS	679.0	54	8	0	43
47	BARNARD CONSTRUCTION CO. INC.	674.9	34	0	0	31
48	ZACHRY CONSTRUCTION CORP.	667.8	96	0	0	1
49	SEMA CONSTRUCTION INC.	662.7	97	0	0	3
50	KRAEMER NORTH AMERICA LLC	655.7	100	0	0	0

FIRMS ARE RANKED BY THE TOTAL REVENUE FROM DOMESTIC MARKETS THAT INVOLVE PRIMARILY EARTHMOVING AND RELATED SKILLS, AND ARE PRIMARILY PUBLICLY FUNDED.

nected to the ongoing AI boom.

“The scope of major infrastructure projects continues to grow, but inflation and cost escalation are creating real pressure on budgets and delivery timelines, making it more difficult than ever to move projects from preconstruction into construction,” says Clayton Gilliland, president of Stacy Witbeck, ranked No. 251.

Although 2025 was a slower year for Knutson Construction’s core markets such as health care, education, science, technology and power, company Chief Financial Officer Steve Ellis says the contractor is seeing strong demand “that we believe will translate into quality backlog growth moving into 2027.” The firm is ranked No. 208.

In recent weeks, tech companies Meta, Amazon and Cisco have made headlines in announcing thousands of company-wide layoffs while still pumping billions into data center capital expenditure plans. At a construction level, ABC Chief Economist Anirban Basu says such a market mostly benefits the big players.

“While backlog surged to a 10-month high in April, the industry’s recent momentum is highly concentrated among a subset of contractors,” said Basu in an announcement examining the milestone registered by ABC’s Backlog Indicator. “Booming data center construction has almost exclusively benefited the largest ABC members; 42% of contractors with more than \$100 million in annual revenue are under contract to work on data center projects.”

## Shifting Directions

Construction “has always been cyclical,” says Michael Bryant, president of Pace Contracting LLC, an LPX Group Co., ranked No. 336. “Historically, when private work slows down, public funding tends to increase, and vice versa,” he adds.

More than ever, some Top 400 contractors say federal policy can play a role to move the economy in a direction that alleviates challenges linked to regional conflicts, high interest rates and shifting regulations.

“Global conflict has the potential to drive inflation, which could make the Federal Reserve less likely to reduce interest rates,” says Harkins Builders Inc. President and CEO Ben Nichols. “If that happens, it becomes more difficult for privately financed projects to move forward.”

Changes in permitting and environmental rules also continue to impact project timelines, notes Warfel Construction. Ranked No. 354, the firm says the “goal line” can shift amid those changes, adding

# The Top 50 in Domestic Building/Mfg. Revenue

RANK 2026	2025		REVENUE IN \$ MIL.
1	1	TURNER CONSTRUCTION CO.	15,294.7
2	3	STO BUILDING GROUP	10,868.0
3	2	THE WHITING-TURNER CONTRACTING CO.	9,814.7
4	4	GILBANE BUILDING CO.	7,216.2
5	18	BALFOUR BEATTY US	5,190.7
6	5	AECOM	5,176.0
7	16	CLARK GROUP	4,787.3
8	6	JE DUNN CONSTRUCTION CO.	4,784.0
9	13	BRASFIELD & GORRIE	4,757.9
10	19	HENSEL PHELPS	4,729.5
11	9	SUFFOLK CONSTRUCTION CO. INC.	4,702.9
12	15	MCCARTHY HOLDINGS INC.	4,618.9
13	7	ARCO CONSTRUCTION COS.	4,585.7
14	21	HOFFMAN CONSTRUCTION CO.	4,404.2
15	14	SWINERTON INC.	4,378.0
16	8	DPR CONSTRUCTION	4,342.2
17	20	CONSIGLI BUILDING GROUP INC.	4,268.0

RANK 2026	2025		REVENUE IN \$ MIL.
18	11	SKANSKA USA	4,218.7
19	10	THE YATES COS. INC.	3,920.3
20	17	BARTON MALOW HOLDINGS LLC	3,364.6
21	25	RYAN COS. US INC.	3,086.0
22	12	WALBRIDGE	3,080.1
23	29	CROSSLAND CONSTRUCTION CO. INC.	2,666.0
24	33	TUTOR PERINI CORP.	2,646.0
25	23	CLAYCO	2,640.3
26	27	PCL CONSTRUCTION ENTERPRISES INC.	2,633.7
27	28	F.A. WILHELM CONSTRUCTION CO. INC.	2,458.0
28	22	AUSTIN INDUSTRIES	2,457.2
29	36	HITT CONTRACTING	2,383.2
30	30	ALBERICI-FLINTCO	2,326.8
31	34	CORE CONSTRUCTION GROUP	2,325.2
32	31	MORTENSON	2,325.1
33	39	OKLAND CONSTRUCTION	2,294.0
34	32	SHAWMUT DESIGN AND CONSTRUCTION	2,267.2

RANK 2026	2025		REVENUE IN \$ MIL.
35	**	THE PENTA BUILDING GROUP	2,255.1
36	38	E. E. REED CONSTRUCTION	2,231.0
37	**	ADOLFSON & PETERSON	2,185.6
38	24	ROBINS & MORTON	2,093.6
39	41	BIG-D CONSTRUCTION	1,978.0
40	37	GRAY	1,925.6
41	**	COASTAL CONSTRUCTION GROUP	1,872.2
42	48	MOSS	1,864.6
43	46	THE CHRISTMAN CO.	1,800.0
44	42	THE WALSH GROUP	1,781.9
45	**	JOERIS GENERAL CONTRACTORS	1,704.4
46	49	PEPPER CONSTRUCTION	1,678.1
47	**	MESSER CONSTRUCTION CO.	1,624.8
48	**	BRINKMANN CONSTRUCTORS	1,602.7
49	35	EVANS GENERAL CONTRACTORS	1,572.0
50	**	JRM CONSTRUCTION MANAGEMENT	1,550.0

FIRMS ARE RANKED BY TOTAL REVENUE FROM DOMESTIC GENERAL BUILDING AND MANUFACTURING.

a layer of uncertainty and challenges for project stakeholders. “What we’re seeing, and where projects are most successful, is in strong, thoughtful planning from the start,” says Warfel. “When teams take the time to build a solid, well-aligned plan and bring the right partners together early, they can reduce rework and avoid the ‘one step forward, two steps back’ that often happens during approvals.”

As regulations continue to shift and be modified, Manhattan Construction Group President Larry Rooney says he remains “optimistic that all agencies, both federal and local, will continue working to improve the efficiency of the review and approval process.” The contractor is ranked No. 64.

Despite challenges, there is “real opportunity in

this moment,” says George Pfeffer, CEO of DPR Construction, ranked No. 7. “As AI continues to reshape other industries, more people will look for career paths that offer stability and long-term growth. Construction is well positioned to be part of that solution.” He says contracting work “is tangible, requires human skill and problem-solving, and creates opportunities to build a meaningful career over time.”

For the industry, “the focus must remain on how we bring people in, how we help them develop skills and how we create environments where they want to stay,” Pfeffer says. “That is what will ultimately define our ability to deliver the work and move the industry forward.” ■

## How To Read the Tables

**Companies** are ranked by construction revenue in 2025 in (\$ millions). Those with subsidiaries (†) are listed by company rank, which may be found on the ENR website at [www.ENR.com](http://www.ENR.com). Firms not ranked last year are designated as \*\*. Some markets may not add up to 100% due to omission of the “other” miscellaneous market category. NA = “not available.”

**Figures** include prime construction contracts, shares of joint ventures, subcontracts, the construction portion of design-construct contracts and construction management-at-risk contracts when the firm’s risks are similar to those of a general contractor. Figures also include the value of installed equipment when a firm has prime responsibility for specifying and procuring it within the scope of its construction contract.

**General Building** includes commercial buildings, offices, stores, educational facilities, government buildings, hospitals, medical facilities, hotels, apartments, housing, etc.

**Manufacturing** includes auto assembly, electronic assembly, textile plants, etc.

**Power** includes thermal and hydroelectric power plants, waste-to-energy plants, transmission lines, substations, cogeneration plants, etc.

**Water Supply** includes dams, reservoirs, transmission pipelines, distribution mains, irrigation canals, desalination and potability treatment plants, pumping stations, etc.

**Sewerage / Solid Waste** includes sanitary and storm sewers, treatment plants, pumping plants, incinerators, industrial waste facilities, etc.

**Industrial Process** includes pulp and paper mills, steel mills, non-ferrous metal refineries, pharmaceutical plants, chemical plants, food and other processing plants, etc.

**Petroleum** includes refineries, petrochemical plants, offshore facilities, pipelines, etc.

**Transportation** includes airports, bridges, roads, canals, locks, dredging, marine facilities, piers, railroads, tunnels, etc.

**Hazardous Waste** includes chemical and nuclear waste treatment, asbestos and lead abatement, etc.

**Telecommunications** includes transmission lines and cabling, towers and antennae, data centers and web hotels, etc.

RANK 2026	RANK 2025	FIRM	2025 REVENUE (\$ MIL)		2025 NEW CONTRACTS	GENERAL BUILDING	MANUFACTURING	POWER	WATER / SEWER / WASTE	INDUS. / PETROLEUM	TRANSPORTATION	HAZARDOUS WASTE	TELECOM	% CM-AT-RISK
			TOTAL	INT'L										
1	1	TURNER CONSTRUCTION CO., New York City, N.Y.†	28,299.3	2,099.7	38,110.3	50	6	0	0	4	6	0	33	80
2	2	BECHTEL, Reston, Va.	19,523.0	2,982.0	40,833.0	0	6	17	0	62	6	9	0	3
3	6	STO BUILDING GROUP, New York, N.Y.†	15,571.0	1,233.0	22,169.0	77	0	0	0	0	0	0	23	84
4	3	KIEWIT CORP., Omaha, Neb.	15,282.1	1,417.1	41,436.6	7	0	38	14	8	29	0	4	17
5	4	THE WHITING-TURNER CONTRACTING CO., Baltimore, Md.	14,675.9	0.0	16,600.0	65	2	0	0	3	3	0	27	71
6	5	MASTEC INC., Coral Gables, Fla.†	14,299.2	223.3	19,574.8	1	0	45	2	16	9	0	25	0
7	8	DPR CONSTRUCTION, Santa Clara, Calif.	14,036.0	146.6	26,133.1	29	2	0	0	11	0	0	57	90
8	10	HITT CONTRACTING, Falls Church, Va.	13,036.6	0.0	17,287.5	15	3	0	0	0	0	0	82	100
9	7	FLUOR, Irving, Texas†	10,888.3	4,241.6	11,963.6	4	1	3	0	66	8	13	0	0
10	22	MORTENSON, Minneapolis, Minn.†	10,845.4	0.0	13,845.7	20	1	33	0	0	1	0	45	60
11	13	HENSEL PHELPS, Greeley, Colo.	10,783.6	0.0	10,632.5	41	2	0	3	0	25	0	28	48
12	15	HOLDER CONSTRUCTION GROUP, Atlanta, Ga.	10,234.0	0.0	15,305.0	5	0	0	0	0	12	0	83	92
13	9	MCDERMOTT INTERNATIONAL, Houston, Texas	9,954.0	7,175.0	10,491.0	0	0	0	0	99	0	0	0	0
14	11	PCL CONSTRUCTION ENTERPRISES INC., Denver, Colo.†	9,854.2	4,911.0	16,167.8	59	1	6	12	11	8	0	2	39
15	19	CLARK GROUP, McLean, Va.	8,968.4	0.0	8,356.4	53	0	0	4	0	30	0	12	52
16	16	THE WALSH GROUP, Chicago, Ill.	8,907.5	3.9	NA	20	0	0	18	0	36	0	25	16
17	12	SKANSKA USA, New York, N.Y.†	8,656.1	0.0	8,930.1	45	4	0	2	0	37	0	12	59
18	14	AECOM, Dallas, Texas	8,298.2	0.4	NA	62	0	1	0	0	32	0	5	70
19	17	GILBANE BUILDING CO., Providence, R.I.†	8,138.9	242.9	8,869.8	84	6	0	0	4	4	0	2	78
20	21	CLAYCO, Chicago, Ill.	8,100.0	0.0	10,600.0	13	19	3	0	6	0	0	58	0
21	18	JE DUNN CONSTRUCTION CO., Kansas City, Mo.	8,048.0	0.0	11,047.0	49	10	0	0	2	4	0	33	83
22	20	MCCARTHY HOLDINGS INC., St. Louis, Mo.	7,996.9	0.0	12,178.2	58	0	22	5	0	5	0	10	47
23	28	SUFFOLK CONSTRUCTION CO. INC., Boston, Mass.†	7,659.1	0.0	11,844.6	61	0	0	0	0	10	0	28	100
24	23	BRASFIELD & GORRIE, Birmingham, Ala.	7,657.3	0.0	10,739.9	58	4	2	4	4	1	0	26	8
25	51	FLATIRONDRAGADOS, Atlanta, Ga.†	7,006.9	1,138.1	8,473.1	1	0	0	11	0	88	0	0	9
26	24	WALBRIDGE, Detroit, Mich.	6,150.0	143.9	8,182.4	4	48	2	0	0	0	0	45	50
27	32	BALFOUR BEATTY US, Dallas, Texas†	6,066.6	0.0	6,462.0	85	0	0	0	0	14	0	0	76
28	33	TUTOR PERINI CORP., Sylmar, Calif.†	5,861.8	489.7	7,428.9	52	0	0	0	0	48	0	0	0
29	27	THE YATES COS. INC., Philadelphia, Miss.	5,447.0	0.0	6,377.1	25	47	0	0	13	3	0	12	40
30	36	GRAY, Lexington, Ky.†	5,327.7	1.2	4,535.9	10	26	0	0	17	0	0	47	64
31	26	HOFFMAN CONSTRUCTION CO., Lake Oswego, Ore.	5,013.3	366.5	15,017.0	10	86	0	1	0	4	0	0	56
32	30	SWINERTON INC., Concord, Calif.	4,991.0	0.0	10,500.0	88	0	0	0	0	10	0	2	65
33	43	RYAN COS. US INC., Minneapolis, Minn.	4,714.0	0.0	4,239.0	65	0	0	0	5	0	0	29	6
34	29	ARCO CONSTRUCTION COS., St. Louis, Mo.	4,703.4	8.0	1,773.4	87	11	0	0	1	0	0	1	0
35	42	BURNS & MCDONNELL, Kansas City, Mo.†	4,525.9	364.8	NA	1	3	50	2	40	4	0	0	2
36	40	CONSIGLI BUILDING GROUP INC., Milford, Mass.†	4,431.0	163.0	5,063.0	100	0	0	0	0	0	0	0	85
37	39	GRANITE CONSTRUCTION CO., Watsonville, Calif.	4,424.4	13.2	3,258.0	13	0	3	13	0	69	0	0	5
38	35	BARTON MALOW HOLDINGS LLC, Southfield, Mich.†	4,352.9	81.7	5,115.6	51	26	14	0	0	0	0	8	64
39	38	MICHELS, Brownsville, Wis.	4,331.9	355.2	6,112.0	8	0	37	8	33	10	0	4	0
40	34	ALBERICI-FLINTCO, St. Louis, Mo.†	4,258.8	881.8	3,525.8	51	14	4	11	13	8	0	0	50
41	31	AUSTIN INDUSTRIES, Dallas, Texas	4,158.4	0.0	4,700.0	18	41	0	0	12	28	0	0	0
42	46	SUNDT CONSTRUCTION INC., Tempe, Ariz.	3,842.7	0.0	4,248.8	10	12	17	23	7	20	0	11	37
43	41	MOSS, Fort Lauderdale, Fla.	3,758.0	0.0	3,880.2	50	0	48	0	0	2	0	0	100
44	48	BIG-D CONSTRUCTION, Salt Lake City, Utah†	3,619.0	0.0	2,947.0	52	3	1	1	4	8	0	30	87
45	58	CLUNE CONSTRUCTION, Chicago, Ill.	3,595.0	0.0	5,038.0	28	0	0	0	0	0	0	71	67
46	57	FORTIS CONSTRUCTION, Portland, Ore.	3,590.4	424.4	3,277.0	8	0	0	0	0	0	0	92	74
47	50	CROSSLAND CONSTRUCTION CO. INC., Columbus, Kan.	3,388.0	0.0	2,996.0	78	1	0	15	2	4	0	0	41
48	44	TURNER INDUSTRIES GROUP LLC, Baton Rouge, La.†	3,387.2	0.0	765.0	0	0	1	0	98	0	1	0	0
49	45	BLACK & VEATCH, Overland Park, Kan.†	2,901.4	482.9	5,119.6	0	0	77	2	16	0	0	5	20
50	59	HASKELL, Jacksonville, Fla.†	2,890.0	356.1	NA	18	5	0	10	43	0	0	24	37
51	68	CONSTRUCTION PARTNERS INC., Dothan, Ala.†	2,812.4	0.0	NA	0	0	0	0	0	100	0	0	0

RANK 2026	RANK 2025	FIRM	2025 REVENUE (\$ MIL)		2025 NEW CONTRACTS	GENERAL BUILDING	MANUFACTURING	POWER	WATER / SEWER / WASTE	INDUS. / PETROLEUM	TRANSPORTATION	HAZARDOUS WASTE	TELECOM	% CM-AT-RISK
			TOTAL	INT'L										
52	49	KOKOSING GROUP OF COS., Westerville, Ohio†	2,797.0	0.0	2,528.4	15	12	2	16	5	41	0	3	24
53	54	F.A. WILHELM CONSTRUCTION CO. INC., Indianapolis, Ind.†	2,702.0	0.0	1,047.0	83	8	1	2	5	2	0	0	42
54	56	EVANS GENERAL CONTRACTORS, Alpharetta, Ga.	2,520.0	0.0	5,200.0	33	30	0	0	9	0	0	28	31
55	66	SOLV ENERGY, San Diego, Calif.	2,490.0	0.0	5,840.0	0	0	100	0	0	0	0	0	0
56	60	FERROVIAL CONSTRUCTION, Austin, Texas	2,426.0	0.0	2,752.0	0	0	6	15	0	79	0	0	5
57	62	CORE CONSTRUCTION GROUP, Frisco, Texas	2,329.0	0.0	NA	100	0	0	0	0	0	0	0	90
58	64	GARNEY HOLDING CO., North Kansas City, Mo.†	2,320.0	0.0	1,799.0	0	0	0	100	0	0	0	0	42
59	70	OKLAND CONSTRUCTION, Salt Lake City, Utah†	2,294.0	0.0	4,510.0	67	33	0	0	0	0	0	0	81
60	61	SHAWMUT DESIGN AND CONSTRUCTION, Boston, Mass.	2,267.2	0.0	2,629.0	100	0	0	0	0	0	0	0	100
61	102	THE PENTA BUILDING GROUP, Henderson, Nev.†	2,255.1	0.0	1,037.6	100	0	0	0	0	0	0	0	80
62	78	THE WEITZ CO., Des Moines, Iowa†	2,253.7	72.1	3,487.0	19	1	2	0	8	12	0	58	69
63	143	ECC, Burlingame, Calif.†	2,246.4	176.5	2,268.4	10	0	0	78	2	3	5	1	0
64	71	MANHATTAN CONSTRUCTION GROUP, Tulsa and Naples, Okla.	2,236.2	2.0	3,079.9	50	0	0	0	2	40	0	8	64
65	69	E. E. REED CONSTRUCTION, Sugar Land, Texas	2,231.0	0.0	2,216.0	100	0	0	0	0	0	0	0	100
66	96	ADOLFSON & PETERSON CONSTRUCTION, Minneapolis, Minn.†	2,211.2	0.0	3,010.0	99	0	0	1	0	0	0	0	93
67	47	PERFORMANCE CONTRACTORS INC., Baton Rouge, La.†	2,184.7	0.0	NA	0	7	3	0	86	0	0	2	0
68	75	THE CHRISTMAN CO., Lansing, Mich.	2,176.0	0.0	3,155.0	82	1	2	1	0	4	0	10	66
69	52	ROBINS & MORTON, Birmingham, Ala.	2,109.2	0.0	2,400.0	99	0	0	0	0	1	0	0	61
70	67	J.T. MAGEN & CO. INC., New York, N.Y.	2,088.0	0.0	1,122.0	65	0	0	0	0	0	0	35	70
71	118	MCGOUGH, Roseville, Minn.	2,045.0	0.0	1,970.0	43	0	2	0	6	3	0	45	97
72	72	HARVEY CLEARY, Houston, Texas	2,033.0	0.0	2,056.0	72	1	0	0	24	0	0	0	0
73	79	MESSER CONSTRUCTION CO., Cincinnati, Ohio†	2,003.4	0.0	2,436.0	81	0	0	0	9	10	0	0	67
74	117	ROGERS-O'BRIEN CONSTRUCTION, Dallas, Texas	1,976.1	0.0	2,600.0	44	0	0	0	0	0	0	56	79
75	63	AMES CONSTRUCTION, Burnsville, Minn.	1,944.2	0.0	NA	0	7	0	12	0	57	0	9	43
76	89	COASTAL CONSTRUCTION GROUP, Miami, Fla.†	1,872.2	0.0	2,766.7	100	0	0	0	0	0	0	0	100
77	77	PEPPER CONSTRUCTION, Chicago, Ill.	1,855.9	0.0	2,358.0	90	0	1	0	0	0	1	8	80
78	65	DAY & ZIMMERMANN, Philadelphia, Pa.	1,720.0	19.0	112.0	0	3	92	0	4	0	0	0	0
79	113	JOERIS GENERAL CONTRACTORS, San Antonio, Texas	1,704.4	0.0	1,631.5	100	0	0	0	0	0	0	0	73
80	**	T5 CONSTRUCTION, Atlanta, Ga.	1,666.3	0.0	NA	0	0	0	0	0	0	0	100	0
81	92	POWER CONSTRUCTION CO. LLC, Chicago, Ill.	1,636.2	0.0	1,457.8	80	0	0	0	8	1	0	11	92
82	83	THE CONLAN COMPANY, Marietta, Ga.	1,629.2	0.0	1,400.0	88	1	0	0	2	0	0	10	0
83	84	NABHOLZ, Conway, Ark.	1,625.8	0.0	NA	73	10	0	2	1	9	0	5	0
84	74	MIRON CONSTRUCTION CO. INC., Neenah, Wis.	1,624.2	0.0	NA	58	1	3	6	29	3	0	0	53
85	81	BL HARBERT INTERNATIONAL, Birmingham, Ala.	1,620.8	613.4	1,637.2	97	1	0	0	2	0	0	0	2
86	87	BRINKMANN CONSTRUCTORS, Chesterfield, Mo.	1,602.0	0.0	1,503.7	84	16	0	0	0	0	0	0	10
87	82	CHOATE CONSTRUCTION CO., Atlanta, Ga.	1,558.6	0.0	1,552.9	83	10	0	0	0	0	0	7	0
88	103	JRM CONSTRUCTION MANAGEMENT, New York, N.Y.	1,550.0	0.0	1,550.0	100	0	0	0	0	0	0	0	6
89	116	WHARTON-SMITH INC., Sanford, Fla.	1,536.5	0.0	2,279.9	47	0	0	53	0	0	0	0	71
90	97	CADDELL CONSTRUCTION, Montgomery, Ala.	1,536.3	615.9	781.0	83	0	0	0	0	0	0	17	31
91	106	DEVCON CONSTRUCTION INC., Milpitas, Calif.	1,533.0	0.0	2,500.0	100	0	0	0	0	0	0	0	0
92	138	PHILLIPS INFRASTRUCTURE CORP., Knoxville, Tenn.†	1,508.0	0.0	1,318.0	15	2	24	21	0	0	0	0	4
93	133	POGUE CONSTRUCTION, McKinney, Texas	1,500.0	0.0	587.0	100	0	0	0	0	0	0	0	96
94	86	ALLAN MYERS, Worcester, Pa.	1,497.1	0.0	1,581.7	0	0	0	15	0	85	0	0	0
95	107	W.E. O'NEIL CONSTRUCTION CO., Chicago, Ill.†	1,483.0	0.0	1,229.0	82	0	4	0	0	13	0	0	15
96	88	PJ DICK - TRUMBULL - LINDY GROUP, Pittsburgh, Pa.	1,482.0	0.0	863.9	45	0	0	3	0	52	0	0	22
97	90	FERREIRA CONSTRUCTION CO. INC., Branchburg, N.J.†	1,444.3	0.0	1,676.8	1	0	70	6	2	14	0	0	0
98	91	HOAR CONSTRUCTION, Birmingham, Ala.	1,440.0	0.0	1,123.7	100	0	0	0	0	0	0	0	96
99	93	LANE INDUSTRIES INC., Charlotte, N.C.	1,428.3	251.3	1,338.5	0	0	13	4	0	77	0	0	0
100	95	THE BOLDT GROUP, Appleton, Wis.	1,426.0	0.0	NA	47	17	15	0	14	0	0	5	55
101	76	THE RUDOLPH LIBBE COS. INC., Walbridge, Ohio†	1,385.0	0.0	1,126.0	21	58	3	0	8	0	0	7	0
102	109	ESS COS., Columbia, Mo.	1,360.2	0.0	1,536.9	31	3	3	11	0	50	0	2	11

## COASTAL CONSTRUCTION

named brothers Sean and Thomas C. Murphy co-CEOs April 26, succeeding their father, Thomas P. Murphy.

RANK 2026	RANK 2025	FIRM	2025 REVENUE (\$ MIL)		2025 NEW CONTRACTS	GENERAL BUILDING	MANUFACTURING	POWER	WATER / SEWER / WASTE	INDUS. / PETROLEUM	TRANSPORTATION	HAZARDOUS WASTE	TELECOM	% CM-AT-RISK
			TOTAL	INT'L										
103	101	OHLA USA INC., East Elmhurst, N.Y.†	1,345.6	0.0	1,365.0	4	0	0	8	0	88	0	0	3
104	108	BARTLETT COCKE GENERAL CONTRACTORS LLC, San Antonio, Texas	1,306.5	0.0	1,101.0	90	0	0	0	0	0	0	10	98
105	146	ESI CONSTRUCTION, Meridian, Idaho	1,300.8	0.0	1,569.6	94	0	0	5	0	1	0	0	0
106	105	BNBUILDERS, Seattle, Wash.	1,300.0	0.0	1,151.0	100	0	0	0	0	0	0	0	0
107	94	THE CIAMBRO COS., Pittsfield, Maine	1,282.0	0.0	1,434.0	18	10	16	0	22	32	0	1	21
108	80	ALSTON CONSTRUCTION CO. INC., Atlanta, Ga.	1,240.0	0.0	1,582.0	100	0	0	0	0	0	0	0	0
109	122	WEBCOR, San Francisco, Calif.	1,227.5	0.0	2,211.5	68	1	1	16	0	13	0	1	65
110	120	RYCON CONSTRUCTION, Pittsburgh, Pa.	1,220.0	0.0	1,049.1	89	0	0	0	0	11	0	0	23
111	140	SATTERFIELD & PONTIKES CONSTRUCTION, Houston, Texas†	1,200.0	0.0	1.3	67	0	0	12	8	12	0	1	62
112	110	VINCI CONSTRUCTION USA, Winter Park, Fla.†	1,195.6	0.0	1,230.2	0	0	0	0	0	100	0	0	0
113	125	ASRC INDUSTRIAL, Tempe, Ariz.†	1,185.0	0.0	NA	0	0	0	0	0	0	0	0	0
114	151	IPS-INTEGRATED PROJECT SERVICES LLC, Blue Bell, Pa.	1,167.5	40.5	1,684.1	0	0	0	0	100	0	0	0	100
115	111	TRAYLOR CONSTRUCTION GROUP INC., Evansville, Ind.	1,167.0	31.6	NA	3	0	17	27	9	42	0	0	0
116	112	HERZOG ENTERPRISES INC., St. Joseph, Mo.	1,163.8	48.1	4,720.0	0	0	0	1	0	99	0	0	0
117	114	HAWAIIAN DREDGING CONSTRUCTION CO. INC., Honolulu, Hawaii†	1,162.0	0.0	710.0	50	0	0	8	0	41	0	0	0
118	136	DENNIS GROUP, Springfield, Mass.	1,142.6	116.5	1,179.0	0	0	0	0	100	0	0	0	41
119	98	HUNTER ROBERTS CONSTRUCTION GROUP LLC, New York City, N.Y.	1,129.0	0.0	933.0	100	0	0	0	0	0	0	0	93
120	128	LECHASE CONSTRUCTION SERVICES LLC, Rochester, N.Y.	1,114.1	0.0	963.5	86	3	1	0	9	2	0	0	58
121	153	JINGOLI - DCO, Lawrenceville, N.J.	1,110.8	3.7	996.4	30	0	63	0	0	0	7	0	30
122	119	TEICHERT CONSTRUCTION, Sacramento, Calif.	1,109.9	0.0	1,037.8	12	0	8	5	5	69	0	0	0
123	134	ANDERSON COLUMBIA CO. INC., Lake City, Fla.	1,107.0	0.0	756.0	0	20	0	0	0	80	0	0	0
124	124	JAMES G. DAVIS CONSTRUCTION CORP., Rockville, Md.	1,098.8	0.0	NA	100	0	0	0	0	0	0	0	0
125	100	HATHAWAY DINWIDDIE CONSTRUCTION CO., San Francisco, Calif.	1,089.2	0.0	681.0	100	0	0	0	0	0	0	0	100
126	135	THE MCSHANE COS., Rosemont, Ill.	1,068.0	0.0	NA	100	0	0	0	0	0	0	0	32
127	123	BARNARD CONSTRUCTION CO. INC., Bozeman, Mont.	1,067.9	39.6	327.3	0	0	32	30	4	34	0	0	0
128	104	FCL BUILDERS, Itasca, Ill.	1,062.0	0.0	856.0	76	7	0	0	13	0	0	4	0
129	129	KPRS CONSTRUCTION GROUP, Brea, Calif.	1,061.4	0.0	1,120.0	100	0	0	0	0	0	0	0	0
130	147	SPAWGLASS HOLDING, Selma, Texas	1,048.3	0.0	1,461.5	93	5	0	1	0	1	0	0	80
131	142	GOODFELLOW BROS., Wenatchee, Wash.	1,027.3	0.0	1,073.2	47	0	4	6	0	29	9	3	0
132	152	CATAMOUNT CONSTRUCTORS INC., Lakewood, Colo.	1,024.0	0.0	NA	100	0	0	0	0	0	0	0	69
133	131	THE BECK GROUP, Dallas, Texas	1,021.7	96.8	776.1	87	0	0	0	0	1	0	12	56
134	127	JACOBSEN CONSTRUCTION CO. INC., Salt Lake City, Utah	1,021.0	0.0	1,050.0	98	1	0	0	1	0	0	0	89
135	169	MCCOWNGORDON CONSTRUCTION, Kansas City, Mo.	1,016.4	0.0	1,880.0	90	0	0	0	10	0	0	0	79
136	132	FINDORFF, Madison, Wis.†	1,010.0	0.0	1,561.2	99	0	0	0	0	1	0	0	52
137	139	F.H. PASCHEN, Chicago, Ill.	991.0	0.0	1,700.0	37	0	0	2	0	60	0	0	10
138	141	JAMES R. VANNOY & SONS CONSTRUCTION CO. INC., Jefferson, N.C.	980.0	0.0	740.0	89	6	0	0	0	5	0	0	80
139	130	RAILWORKS CORP., New York, N.Y.	970.6	198.1	1,972.8	0	8	0	0	0	92	0	0	0
140	160	LAS VEGAS PAVING CORP., Las Vegas, Nev.	967.0	0.0	2,342.0	0	0	0	0	0	100	0	0	0
141	163	APTIM, Baton Rouge, La.	947.6	255.9	2,259.4	11	0	3	2	46	3	35	0	17
142	172	MWH CONSTRUCTORS INC., Broomfield, Colo.†	935.3	40.3	231.9	0	0	0	99	0	0	0	0	70
143	155	NAN INC., Honolulu, Hawaii†	917.0	0.0	1,097.0	59	0	0	3	0	38	0	0	0
144	168	LEE LEWIS CONSTRUCTION INC., Lubbock, Texas	901.0	0.0	1,200.0	100	0	0	0	0	0	0	0	83
145	173	RODGERS BUILDERS INC., Charlotte, N.C.	889.2	0.0	NA	100	0	0	0	0	0	0	0	94
146	157	J.P. CULLEN & SONS INC., Janesville, Wis.	889.0	0.0	899.4	71	5	12	0	12	0	0	0	78
147	170	GREAT LAKES DREDGE & DOCK CORP., Houston, Texas	888.3	0.0	NA	0	0	0	0	0	100	0	0	0
148	162	LEMOINE, Lafayette, La.†	885.1	0.0	1,049.7	68	1	2	5	0	1	0	0	27
149	196	BULLEY & ANDREWS, Chicago, Ill.	872.0	0.0	NA	100	0	0	0	0	0	0	0	0
150	167	BRANCH GROUP, Roanoke, Va.†	869.6	0.0	433.7	39	0	0	0	0	53	0	0	11
151	148	CLANCY & THEYS CONSTRUCTION CO., Raleigh, N.C.	863.4	0.0	897.0	93	1	0	0	0	1	0	0	84
152	197	ELECTRICAL CONSULTANTS INC., Billings, Mont.	862.0	0.0	NA	0	0	100	0	0	0	0	0	0
153	171	WEIS BUILDERS INC., Minneapolis, Minn.	856.0	0.0	1,034.7	100	0	0	0	0	0	0	0	0

RANK 2026	RANK 2025	FIRM	2025 REVENUE (\$ MIL)		2025 NEW CONTRACTS	GENERAL BUILDING	MANUFACTURING	POWER	WATER / SEWER / WASTE	INDUS. / PETROLEUM	TRANSPORTATION	HAZARDOUS WASTE	TELECOM	% CM-AT-RISK
			TOTAL	INT'L										
154	150	CARROLL DANIEL CONSTRUCTION CO., Gainesville, Ga.	854.5	0.0	982.0	71	0	0	0	25	4	0	0	47
155	164	ORION GROUP HOLDINGS, Houston, Texas	852.2	41.9	763.3	36	0	0	0	0	64	0	0	0
156	183	MATRIX SERVICE CO., Tulsa, Okla.	838.9	51.9	NA	0	0	50	0	49	0	0	0	0
157	161	C.W. DRIVER COS., Pasadena, Calif.†	837.7	0.0	1,388.0	100	0	0	0	0	0	0	0	89
158	187	STELLAR GROUP INC., Jacksonville, Fla.	835.0	0.0	NA	19	0	0	0	80	0	0	0	0
159	221	O&G INDUSTRIES INC., Torrington, Conn.	830.5	0.0	1,640.0	39	3	0	0	0	58	0	0	29
160	99	SAMET CORP., Greensboro, N.C.	829.3	0.0	647.0	100	0	0	0	0	0	0	0	26
161	177	PARIC HOLDINGS GROUP, Creve Coeur, Mo.†	823.6	0.0	902.8	43	39	13	0	5	0	0	0	20
162	189	GRAYCOR, Oakbrook Terrace, Ill.	823.6	0.0	785.2	64	16	0	0	20	0	0	0	73
163	156	SLETTEN COS., Great Falls, Mont.	817.7	0.0	575.2	74	0	0	19	0	7	0	0	55
164	207	C D SMITH CONSTRUCTION, Fond du Lac, Wis.	812.6	0.0	750.0	75	0	0	25	0	0	0	0	0
165	184	CR MEYER, Oshkosh, Wis.	812.1	0.0	NA	1	3	1	0	95	0	0	0	0
166	121	SUMMIT CONTRACTING GROUP INC., Jacksonville, Fla.	810.6	0.0	1,032.3	100	0	0	0	0	0	0	0	0
167	193	SKYLINE CONSTRUCTION, San Francisco, Calif.†	808.0	0.0	NA	100	0	0	0	0	0	0	0	0
168	137	S&B, Houston, Texas	804.4	0.0	63.5	0	0	0	0	100	0	0	0	0
169	158	SAULSBURY INDUSTRIES INC., Odessa, Texas	803.0	0.0	1,020.0	0	0	9	6	84	0	0	0	0
170	194	FCI CONSTRUCTORS INC., Grand Junction, Colo.†	798.0	0.0	1,198.0	100	0	0	0	0	0	0	0	85
171	185	VCC LLC, The Colony, Texas	795.0	0.0	795.0	100	0	0	0	0	0	0	0	100
172	211	PIKE CONSTRUCTION SERVICES, Rochester, N.Y.	785.7	0.0	570.5	99	1	0	0	0	0	0	0	99
173	182	GRANGER CONSTRUCTION CO., Lansing, Mich.	780.0	0.0	986.0	99	0	0	1	0	0	0	0	73
174	165	WILLIAMS BROTHERS CONSTRUCTION, Houston, Texas	775.1	0.0	221.5	0	0	0	0	0	100	0	0	0
175	**	KEELEY CONSTRUCTION GROUP INC., St. Louis, Mo.	772.4	0.0	723.4	31	8	22	13	19	1	0	7	0
176	**	SOUTHLAND HOLDINGS, El Paso, Texas†	772.0	128.0	414.0	-5	0	0	51	0	53	0	1	0
177	190	CHASSE BUILDING TEAM, Tempe, Ariz.	763.0	0.0	611.0	97	0	0	0	0	3	0	0	100
178	208	GEMMA POWER SYSTEMS, Glastonbury, Conn.†	760.5	94.3	2,181.1	0	0	100	0	0	0	0	0	0
179	159	KRAUS-ANDERSON CONSTRUCTION CO., Minneapolis, Minn.	758.3	0.0	711.4	96	1	0	0	0	1	0	1	92
180	149	LEASE CRUTCHER LEWIS, Seattle, Wash.	746.5	0.0	1,957.7	79	0	0	0	0	0	0	21	76
181	144	CAJUN INDUSTRIES LLC, Baton Rouge, La.	741.9	0.0	1,000.0	0	0	5	0	90	0	0	5	2
182	174	WILLMENG CONSTRUCTION, Phoenix, Ariz.	740.0	0.0	773.0	6	16	0	4	52	1	6	0	71
183	202	PEINADO CONSTRUCTION, Frisco, Texas	735.6	0.0	NA	56	0	0	0	0	0	0	44	0
184	204	LANDMARK CONSTRUCTION LLC, Athens, Ga.	735.1	0.0	836.0	100	0	0	0	0	0	0	0	100
185	215	XL CONSTRUCTION, Milpitas, Calif.	732.3	0.0	860.0	100	0	0	0	0	0	0	0	50
186	214	H&M CO. INC., Jackson, Tenn.†	725.0	0.0	200.0	41	2	0	0	57	0	0	0	0
187	180	W. M. JORDAN CO., Newport News, Va.	717.4	0.0	1,700.0	85	10	0	0	0	5	0	0	61
188	250	PIONEER GENERAL CONTRACTORS INC., Grand Rapids, Mich.†	717.0	0.0	980.0	100	0	0	0	0	0	0	0	70
189	154	HANOVER CO., Houston, Texas	711.9	0.0	1,420.1	100	0	0	0	0	0	0	0	0
190	217	DEANGELIS DIAMOND, Naples, Fla.	706.2	0.0	518.4	95	1	0	0	0	4	0	0	57
191	262	HAUSMANN CONSTRUCTION, Lincoln, Neb.	703.8	0.0	950.8	96	0	0	4	0	0	0	0	64
192	206	KAST CONSTRUCTION, West Palm Beach, Fla.	702.0	0.0	NA	100	0	0	0	0	0	0	0	0
193	216	STAKER PARSON MATERIALS & CONSTRUCTION, Ogden, Utah	700.0	0.0	375.0	32	1	1	1	0	66	0	0	0
194	251	NEXAMP, Boston, Mass.	698.0	0.0	588.0	0	0	100	0	0	0	0	0	100
195	226	INDEPENDENCE CONSTRUCTION, Brecksville, Ohio†	693.0	0.0	843.0	93	2	0	0	0	0	0	5	85
196	241	CROWDER CONSTRUCTORS INC., Charlotte, N.C.†	686.9	0.0	439.4	2	1	20	61	2	14	0	0	3
197	231	BATSON-COOK CONSTRUCTION, Atlanta, Ga.	685.5	0.0	715.2	100	0	0	0	0	0	0	0	0
198	213	ZACHRY CONSTRUCTION CORP., San Antonio, Texas†	684.8	0.0	404.0	0	0	0	1	0	96	0	2	100
199	248	OLTMANS CONSTRUCTION CO., Whittier, Calif.	675.0	0.0	1,200.0	59	41	0	0	0	0	0	0	0
200	249	M. B. KAHN CONSTRUCTION CO. INC., Columbia, S.C.	673.1	0.0	519.2	73	15	0	12	0	0	0	0	35
201	358	WOHLSSEN CONSTRUCTION CO., Lancaster, Pa.	671.5	0.0	567.0	86	0	0	0	6	3	0	6	73
202	265	SEMA CONSTRUCTION INC., Centennial, Colo.	662.7	0.0	NA	0	0	0	3	0	97	0	0	26
203	176	IOVINO ENTERPRISES, Great Neck, N.Y.	661.4	0.0	NA	3	0	0	5	0	78	0	0	0
204	228	SKENDER, Chicago, Ill.	657.2	0.0	700.0	100	0	0	0	0	0	0	0	0

**HAUSMANN CONSTRUCTION** is contractor on a \$313-million, 1,512 bed replacement prison in Lincoln, Neb., the state's largest-ever such project.

RANK 2026	RANK 2025	FIRM	2025 REVENUE (\$ MIL)		2025 NEW CONTRACTS	GENERAL BUILDING	MANUFACTURING	POWER	WATER / SEWER / WASTE	INDUS. / PETROLEUM	TRANSPORTATION	HAZARDOUS WASTE	TELECOM	% CM-AT-RISK
			TOTAL	INT'L										
205	227	<b>S&amp;B USA CONSTRUCTION</b> , Pittsburgh, Pa.	656.7	0.0	224.0	0	0	3	20	0	77	0	0	0
206	181	<b>BARNHILL CONTRACTING CO.</b> , Rocky Mount, N.C.	656.0	0.0	354.3	38	0	0	0	0	62	0	0	31
207	275	<b>KRAEMER NORTH AMERICA LLC</b> , Plain, Wis.	655.7	0.0	756.8	0	0	0	0	0	100	0	0	47
208	263	<b>KNUTSON CONSTRUCTION</b> , Minneapolis, Minn.	652.0	0.0	NA	0	0	0	0	0	0	0	0	0
209	175	<b>ELFORD INC.</b> , Columbus, Ohio	649.6	0.0	975.1	100	0	0	0	0	0	0	0	95
210	178	<b>LEVEL 10 CONSTRUCTION</b> , Sunnyvale, Calif.	649.4	0.0	519.1	100	0	0	0	0	0	0	0	46
211	220	<b>DIMEO CONSTRUCTION CO.</b> , Johnston, R.I.	646.8	0.0	NA	100	0	0	0	0	0	0	0	87
212	264	<b>CRB GROUP</b> , Kansas City, Mo.	644.4	0.0	NA	0	0	0	0	100	0	0	0	100
213	209	<b>RAND CONSTRUCTION CORP.</b> , Alexandria, Va.	640.0	0.0	NA	100	0	0	0	0	0	0	0	0
214	225	<b>THE KORTE CO.</b> , Highland, Ill.	637.7	0.0	480.0	100	0	0	0	0	0	0	0	37
215	186	<b>DRYMALLA CONSTRUCTION CO.</b> , Columbus, Texas	631.0	0.0	NA	100	0	0	0	0	0	0	0	71
216	**	<b>G.A. WEST &amp; CO.</b> , Creola, Ala.	624.0	0.0	NA	0	20	0	0	80	0	0	0	77
217	205	<b>HARKINS BUILDERS INC.</b> , Columbia, Md.	623.3	0.0	540.3	100	0	0	0	0	0	0	0	73
218	290	<b>HILL &amp; WILKINSON GENERAL CONTRACTORS</b> , Richardson, Texas	620.2	0.0	426.2	97	3	0	0	0	0	0	0	48
219	**	<b>ALLIED POWER</b> , Baton Rouge, La.	617.6	4.8	NA	0	0	100	0	0	0	0	0	0
220	179	<b>CLARK CONSTRUCTION CO.</b> , Lansing, Mich.	612.0	0.0	607.0	86	6	0	8	0	0	0	0	64
221	256	<b>HAYDON COS.</b> , Phoenix, Ariz.	610.0	0.0	765.7	49	1	0	7	0	25	0	17	13
222	234	<b>JUNEAU CONSTRUCTION CO.</b> , Atlanta, Ga.	609.0	0.0	760.0	100	0	0	0	0	0	0	0	100
223	237	<b>MANSON CONSTRUCTION CO.</b> , Seattle, Wash.	606.4	0.0	860.4	0	0	0	0	7	93	0	0	0
224	222	<b>THE MIDDLESEX CORP.</b> , Littleton, Mass.†	599.8	0.0	444.3	0	0	2	0	0	98	0	0	23
225	188	<b>TRUEBECK CONSTRUCTION</b> , San Mateo, Calif.†	599.4	0.0	748.5	96	0	0	0	0	0	0	4	78
226	331	<b>HOURIGAN</b> , Richmond, Va.	595.0	0.0	550.0	64	33	0	0	0	0	0	3	59
227	261	<b>SHIEL SEXTON CO. INC.</b> , Indianapolis, Ind.	590.0	0.0	700.0	100	0	0	0	0	0	0	0	74
228	218	<b>ROCKFORD CONSTRUCTION CO.</b> , Grand Rapids, Mich.	589.8	0.1	296.6	87	2	11	0	0	0	0	0	43
229	280	<b>BOWEN</b> , Indianapolis, Ind.	584.0	0.0	408.0	0	0	4	95	1	0	0	0	11
230	145	<b>GRAHAM CONSTRUCTION</b> , Seattle, Wash.	582.0	0.0	836.0	62	0	0	19	5	14	0	0	14
231	295	<b>HARPER GENERAL CONTRACTORS</b> , Greenville, S.C.	579.3	0.0	298.4	60	5	0	35	0	0	0	0	73
232	192	<b>SUPERIOR CONSTRUCTION HOLDING CO. INC.</b> , Jacksonville, Fla.	578.3	0.0	451.8	0	0	0	0	10	90	0	0	4
233	203	<b>MYCON GENERAL CONTRACTORS INC.</b> , Dallas, Texas	576.4	0.0	407.2	100	0	0	0	0	0	0	0	0
234	255	<b>IDEAL CONTRACTING</b> , Detroit, Mich.	565.5	0.0	662.9	18	74	1	0	0	0	0	7	4
235	115	<b>COMMERCIAL CONTRACTING CORP.</b> , Auburn Hills, Mich.	562.8	27.6	NA	19	63	2	16	0	0	0	0	0
236	**	<b>BOND BUILDING CONSTRUCTION INC.</b> , Medford, Mass.	559.0	0.0	909.9	70	0	30	0	0	0	0	0	100
237	236	<b>NEW SOUTH CONSTRUCTION CO.</b> , Atlanta, Ga.	556.3	0.0	NA	48	0	0	0	0	41	0	11	100
238	235	<b>WALSH CONSTRUCTION CO.</b> , Portland, Ore.	556.0	0.0	NA	100	0	0	0	0	0	0	0	0
239	257	<b>BRADBURY STAMM CONSTRUCTION INC.</b> , Albuquerque, N.M.	555.9	0.0	NA	99	0	0	1	0	0	0	0	46
240	277	<b>RUSSELL</b> , Davenport, Iowa	555.9	0.0	761.0	81	0	0	0	0	0	0	19	0
241	252	<b>THE BETTE COS.</b> , Latham, N.Y.	555.0	0.0	319.2	93	0	3	0	0	5	0	0	0
242	278	<b>J. FLETCHER CREAMER &amp; SON INC.</b> , Hackensack, N.J.†	555.0	0.0	597.8	2	0	20	42	5	13	0	17	0
243	270	<b>LYDIG CONSTRUCTION</b> , Spokane Valley, Wash.	552.0	0.0	NA	90	10	0	0	0	0	0	0	47
244	219	<b>PARKWAY C&amp;A</b> , Lewisville, Texas	552.0	0.0	580.0	100	0	0	0	0	0	0	0	0
245	363	<b>ALBERT C. KOBAYASHI INC.</b> , Waipahu, Hawaii	550.5	0.0	NA	95	0	0	5	0	0	0	0	0
246	276	<b>CG SCHMIDT</b> , Milwaukee, Wis.	550.0	0.0	815.0	98	1	0	0	1	0	0	0	95
247	286	<b>PARSONS</b> , Chantilly, Va.	545.9	247.3	NA	35	0	0	0	0	62	2	1	17
248	269	<b>CSI CONSTRUCTION CO.</b> , Colorado Springs, Colo.	540.5	0.0	NA	100	0	0	0	0	0	0	0	8
249	230	<b>VECELLIO GROUP INC.</b> , Palm Beach, Fla.†	537.0	0.0	381.6	0	0	0	0	0	100	0	0	0
250	245	<b>DANIS</b> , Miamisburg, Ohio	535.2	0.0	363.9	82	10	0	0	8	0	0	0	84
251	246	<b>STACY WITBECK</b> , Alameda, Calif.†	534.0	0.0	1,100.0	0	0	0	2	0	98	0	0	43
252	272	<b>THE HAGERMAN GROUP</b> , Fort Wayne, Ind.	530.0	0.0	495.0	81	4	0	0	11	0	0	4	81
253	210	<b>BHI</b> , Vernal, Utah	519.7	0.0	656.3	52	2	28	0	7	0	0	1	84
254	254	<b>CERRIS BUILDERS</b> , Pflugerville, Texas	518.7	0.0	509.0	100	0	0	0	0	0	0	0	0
255	239	<b>RONCELLI INC.</b> , Sterling Heights, Mich.	516.0	26.0	573.0	48	26	26	0	0	0	0	0	47

RANK 2026	RANK 2025	FIRM	2025 REVENUE (\$ MIL)		2025 NEW CONTRACTS	GENERAL BUILDING	MANUFACTURING	POWER	WATER / SEWER / WASTE	INDUS. / PETROLEUM	TRANSPORTATION	HAZARDOUS WASTE	TELECOM	% CM-AT-RISK
			TOTAL	INT'L										
256	309	COMMODORE BUILDERS, Newton, Mass.	515.0	0.0	511.0	100	0	0	0	0	0	0	0	100
257	359	MATT CONSTRUCTION, Santa Fe Springs, Calif.	511.0	0.0	2.3	100	0	0	0	0	0	0	0	0
258	284	EDIFICE CONSTRUCTION, Charlotte, N.C.	505.0	0.0	461.0	95	4	0	0	0	0	0	0	29
259	399	TERMINAL CONSTRUCTION CORP., Wood-Ridge, N.J.	500.0	0.0	1,000.0	100	0	0	0	0	0	0	0	0
260	253	BBL CONSTRUCTION SERVICES LLC, Albany, N.Y.	494.1	0.0	756.8	100	0	0	0	0	0	0	0	30
261	325	HILLWOOD CONSTRUCTION SERVICES, Dallas, Texas	494.0	0.0	NA	100	0	0	0	0	0	0	0	0
262	289	SEVENSON ENVIRONMENTAL SERVICES INC., Niagara Falls, N.Y.	492.1	0.0	NA	0	0	0	0	0	0	100	0	0
263	199	URBAN ATELIER GROUP, New York, N.Y.	486.8	0.0	905.2	100	0	0	0	0	0	0	0	100
264	287	R&O CONSTRUCTION, Ogden, Utah	478.0	0.0	371.0	71	7	0	0	23	0	0	0	0
265	266	RUSCILLI CONSTRUCTION, Dublin, Ohio	477.0	0.0	NA	0	0	0	0	0	0	0	0	100
266	267	IMC CONSTRUCTION, Malvern, Pa.	476.0	0.0	NA	100	0	0	0	0	0	0	0	93
267	304	HASELDEN CONSTRUCTION, Centennial, Colo.†	475.2	0.0	322.5	99	0	0	0	0	1	0	0	63
268	283	SHOOK CONSTRUCTION, Moraine, Ohio	472.7	0.0	674.8	34	28	0	33	0	0	0	6	0
269	191	GRUNLEY CONSTRUCTION CO. INC., Rockville, Md.	468.0	0.0	450.0	98	0	0	0	0	2	0	0	13
270	327	ABSHER CONSTRUCTION CO., Puyallup, Wash.†	464.0	0.0	518.0	74	0	0	0	0	26	0	0	8
271	348	FORTUNE-JOHNSON LLC, Peachtree Corners, Ga.	463.1	0.0	540.8	100	0	0	0	0	0	0	0	100
272	342	CDM SMITH, Boston, Mass.†	462.8	0.0	599.4	0	0	21	79	0	0	0	0	0
273	338	JHL CONSTRUCTORS, Centennial, Colo.	461.0	0.0	NA	77	7	0	9	0	8	0	0	0
274	282	LYLES CONSTRUCTION GROUP, Fresno, Calif.†	461.0	0.0	NA	11	0	0	73	11	3	0	0	1
275	195	PRIMUS, Woodstock, Ga.	460.1	23.9	430.0	50	50	0	0	0	0	0	0	100
276	300	KIELY FAMILY OF COS., Tinton Falls, N.J.†	458.9	0.0	398.5	9	0	1	8	64	0	0	0	1
277	322	BUCH CONSTRUCTION, Fulton, Md.	457.0	0.0	NA	100	0	0	0	0	0	0	0	0
278	**	H.J. RUSSELL & CO., Atlanta, Ga.	456.8	0.0	NA	34	0	0	0	0	10	0	55	93
279	**	ENTACT, Westmont, Ill.	454.8	0.0	NA	0	0	7	0	16	0	77	0	0
280	244	COLUMBIA, North Reading, Mass.	454.0	0.0	158.1	64	0	0	0	35	0	0	0	88
281	312	MEB GENERAL CONTRACTORS INC., Chesapeake, Va.	452.2	0.0	736.7	23	0	0	72	5	0	0	0	0
282	200	KAUFMAN LYNN CONSTRUCTION, Delray Beach, Fla.	451.5	0.0	310.2	100	0	0	0	0	0	0	0	97
283	247	SAMPSON CONSTRUCTION, Lincoln, Neb.	450.0	0.0	800.0	100	0	0	0	0	0	0	0	66
284	381	ANDRES CONSTRUCTION SERVICES, Dallas, Texas	445.4	0.0	563.4	100	0	0	0	0	0	0	0	87
285	337	JAYNES CORP., Albuquerque, N.M.	437.5	0.0	700.0	100	0	0	0	0	0	0	0	61
286	238	LEOPARDO CONSTRUCTION, Hoffman Estates, Ill.	437.0	0.0	1,200.0	100	0	0	0	0	0	0	0	0
287	288	CHARLES PERRY PARTNERS INC., Gainesville, Fla.	437.0	0.0	289.0	100	0	0	0	0	0	0	0	73
288	344	HOLT CONSTRUCTION CORP., Pearl River, N.Y.	436.0	0.0	429.0	67	0	0	0	0	27	0	6	100
289	223	SELLEN CONSTRUCTION CO. INC., Seattle, Wash.	435.0	0.0	486.0	100	0	0	0	0	0	0	0	0
290	268	EMJ CONSTRUCTION, Chattanooga, Tenn.	434.6	0.0	52.4	93	0	0	0	7	0	0	0	0
291	291	PLACE SERVICES INC., Canton, Ga.	434.5	0.0	462.6	100	0	0	0	0	0	0	0	100
292	315	CALLAHAN INC., Bridgewater, Mass.	433.0	0.0	NA	100	0	0	0	0	0	0	0	0
293	224	D.F. CHASE INC., Nashville, Tenn.	431.2	0.0	400.0	95	0	0	0	5	0	0	0	0
294	301	T. A. LOVING CO., Goldsboro, N.C.	430.2	0.0	220.6	51	0	0	47	0	2	0	0	46
295	333	BLUM CONSTRUCTION, Winston-Salem, N.C.†	430.1	0.0	462.2	97	1	0	0	2	0	0	0	0
296	281	T N WARD CO., Ardmore, Pa.	429.3	38.7	230.0	97	0	0	0	0	3	0	0	100
297	**	UPRITE CONSTRUCTION, Irvine, Calif.	427.0	0.0	245.0	0	0	0	0	0	0	0	0	0
298	**	AMPIRICAL, Covington, La.	419.0	0.0	NA	0	0	54	0	0	0	0	46	0
299	355	PC CONSTRUCTION CO., South Burlington, Vt.	413.7	0.0	573.3	46	10	1	43	0	0	0	0	60
300	274	SUKUT CONSTRUCTION LLC, Santa Ana, Calif.	411.9	0.0	262.7	14	0	19	62	0	5	0	0	0
301	**	HUNZINGER CONSTRUCTION CO., Brookfield, Wis.	407.6	0.0	434.0	90	0	0	5	5	0	0	0	90
302	285	SCHIMENTI CONSTRUCTION CO., New York, N.Y.	405.0	0.0	379.0	100	0	0	0	0	0	0	0	37
303	271	GERALD H. PHILLIPS INC., Greenwood Village, Colo.	404.0	0.0	531.7	100	0	0	0	0	0	0	0	80
304	**	GCON LLC, Phoenix, Ariz.	401.9	0.0	402.0	15	22	0	0	57	0	0	5	85
305	229	CAHILL CONTRACTORS, San Francisco, Calif.	397.1	0.0	NA	100	0	0	0	0	0	0	0	0
306	233	SAUNDERS CONSTRUCTION INC., Englewood, Colo.†	396.9	0.0	275.0	89	3	0	0	0	9	0	0	94

**SHOOK CONSTRUCTION** is working on the \$1.6-billion Phase One of a terminal modernization effort at Cleveland Hopkins International Airport.

RANK 2026	2025	FIRM	2025 REVENUE (\$ MIL)		2025 NEW CONTRACTS	GENERAL BUILDING	MANUFACTURING	POWER	WATER / SEWER / WASTE	INDUS. / PETROLEUM	TRANSPORTATION	HAZARDOUS WASTE	TELECOM	% CM-AT-RISK
			TOTAL	INT'L										
307	232	DELLBROOKJKS, Quincy, Mass.	394.7	0.0	975.0	100	0	0	0	0	0	0	0	100
308	258	MILLIE AND SEVERSON GENERAL CONTRACTORS, Los Alamitos, Calif.†	393.7	0.0	371.3	100	0	0	0	0	0	0	0	0
309	365	HARPER CONSTRUCTION CO. INC., San Diego, Calif.	388.3	0.0	459.3	53	0	0	0	0	47	0	0	0
310	273	C. OVERAA & CO., Richmond, Calif.	387.8	0.0	175.0	47	2	1	43	7	0	0	0	0
311	297	BOH BROS. CONSTRUCTION CO. LLC, New Orleans, La.†	386.8	0.0	715.0	41	0	2	0	13	44	0	0	34
312	314	BRYAN CONSTRUCTION INC., Colorado Springs, Colo.	383.4	2.6	206.8	46	0	0	0	0	0	0	0	16
313	341	BAY CITIES PAVING & GRADING INC., Concord, Calif.	382.7	0.0	416.5	0	0	0	0	0	91	0	0	0
314	336	KEY CONSTRUCTION INC., Wichita, Kan.	376.3	0.0	NA	85	0	0	0	0	0	0	15	0
315	356	BELL & ASSOCIATES CONSTRUCTION LLC, Brentwood, Tenn.	375.0	0.0	612.0	71	0	0	0	0	29	0	0	71
316	**	QUANDEL ENTERPRISES LLC, Harrisburg, Pa.†	374.1	0.0	217.4	72	8	1	18	0	0	0	0	56
317	313	NEI GENERAL CONTRACTING, Randolph, Mass.	373.9	0.0	328.8	100	0	0	0	0	0	0	0	43
318	319	GARDNER BUILDERS, Minneapolis, Minn.	373.0	0.0	302.0	79	0	0	0	0	0	0	21	21
319	350	SHELCO LLC, Charlotte, N.C.	372.0	0.0	NA	100	0	0	0	0	0	0	0	21
320	**	ACCIONA US, Atlanta, Ga.	365.0	0.0	2,137.0	1	0	34	1	0	65	0	0	0
321	293	EXECUTIVE CONSTRUCTION INC., Hillside, Ill.	365.0	0.0	36.0	82	0	0	0	4	0	0	14	99
322	374	PLANT CONSTRUCTION CO. LP, San Francisco, Calif.	363.8	0.0	445.9	100	0	0	0	0	0	0	0	5
323	260	SHAW CONSTRUCTION, Denver, Colo.	360.5	0.0	456.8	100	0	0	0	0	0	0	0	96
324	371	HOWARD SHOCKEY & SONS INC., Winchester, Va.	360.0	0.0	522.3	100	0	0	0	0	0	0	0	29
325	**	NETWORK CONNEX, Downers Grove, Ill.	359.0	0.0	817.0	0	0	0	0	0	0	0	100	0
326	306	LANDSOUTH CONSTRUCTION, Jacksonville, Fla.	357.6	0.0	NA	100	0	0	0	0	0	0	0	0
327	311	MARKET & JOHNSON INC., Eau Claire, Wis.	357.1	0.0	112.9	79	3	0	16	2	0	0	0	60

## The field safety tool behind the ENR Top 400's mission-critical builds.

The owner mandates daily PTPs, OSHA-10 collection and air-tight orientations. Your team has to deliver, and prove it. Breadcrumb captures every document at the point of work and pushes it where your records already live. Field safety that runs ahead of the audit, not behind it.



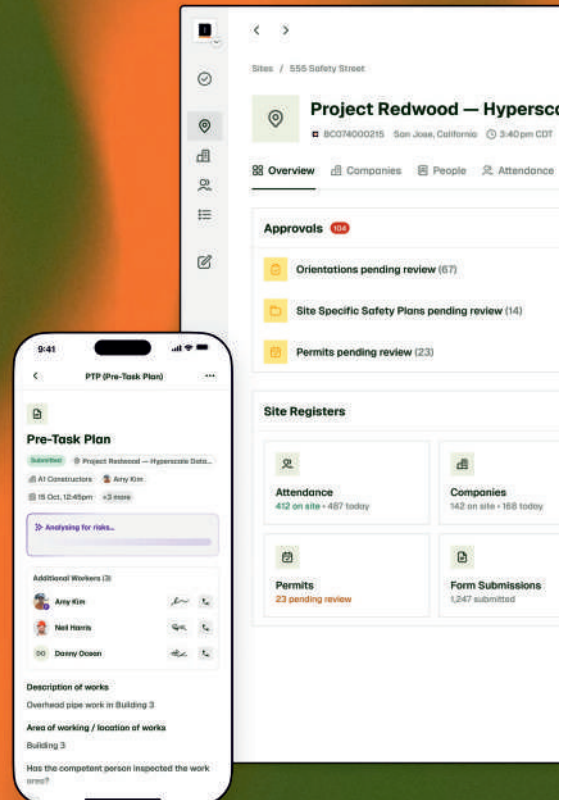
Scan to see how

### Breadcrumb

Trusted by GCs delivering billion-dollar data center and mission-critical projects across North America.



Integrated with Procure & Autodesk.



RANK 2026	RANK 2025	FIRM	2025 REVENUE (\$ MIL)		2025 NEW CONTRACTS	GENERAL BUILDING	MANUFACTURING	POWER	WATER / SEWER / WASTE	INDUS. / PETROLEUM	TRANSPORTATION	HAZARDOUS WASTE	TELECOM	% CM-AT-RISK
			TOTAL	INT'L										
328	382	OTTO CONSTRUCTION, Sacramento, Calif.	356.9	0.0	375.0	66	0	0	0	0	34	0	0	3
329	340	ROEBBELEN CONTRACTING INC., El Dorado Hills, Calif.†	356.0	0.0	100.0	71	0	0	0	0	0	0	27	0
330	384	WATER RESOURCES GROUP, Deerwood, Minn.†	354.3	0.0	419.7	9	0	0	91	0	0	0	0	38
331	360	FONTAINE BROS. INC., Springfield, Mass.	354.0	0.0	279.6	100	0	0	0	0	0	0	0	63
332	**	O'DONNELL/SNIDER CONSTRUCTION, Houston, Texas	353.2	0.0	71.9	100	0	0	0	0	0	0	0	0
333	369	ULLIMAN SCHUTTE CONSTRUCTION LLC, Miamisburg, Ohio	351.3	0.0	588.5	0	0	0	100	0	0	0	0	11
334	339	POETTKER CONSTRUCTION CO., Breese, Ill.	351.0	0.0	250.0	75	17	3	0	0	0	0	0	19
335	335	BERGLUND CONSTRUCTION, Chicago, Ill.	351.0	0.0	330.0	100	0	0	0	0	0	0	0	64
336	373	LPX GROUP, Louisville, Ky.	350.0	0.0	275.4	54	0	0	20	0	25	0	0	0
337	395	EMBREE CONSTRUCTION GROUP, Georgetown, Texas	348.0	0.0	276.0	100	0	0	0	0	0	0	0	0
338	323	S. T. WOOTEN CORP., Wilson, N.C.	346.2	0.0	376.0	0	0	0	0	0	100	0	0	0
339	390	CALHOUN CONSTRUCTION SERVICES, Louisville, Ky.	345.7	0.0	NA	97	3	0	0	0	0	0	0	50
340	354	KBE BUILDING CORP., Farmington, Conn.†	337.5	0.0	310.0	100	0	0	0	0	0	0	0	0
341	391	VERDEX CONSTRUCTION, West Palm Beach, Fla.	337.5	0.0	184.1	100	0	0	0	0	0	0	0	100
342	366	GARCO CONSTRUCTION, Spokane, Wash.	337.0	0.0	407.0	41	9	0	15	12	9	0	0	30
343	334	DOMO CONSTRUCTION CORP., Emeryville, Calif.	336.6	0.0	317.4	43	0	0	0	57	0	0	0	0
344	332	WILLIAM A RANDOLPH INC., Gurnee, Ill.	336.0	0.0	425.0	100	0	0	0	0	0	0	0	0
345	349	WAGMAN INC., York, Pa.†	334.8	0.0	351.0	22	0	0	1	0	76	0	0	6
346	**	MILLER VALENTINE CONSTRUCTION, Cincinnati, Ohio	331.9	.3	444.0	42	58	0	0	0	0	0	0	8
347	328	FORT MYER CONSTRUCTION CORP., Washington, D.C.	331.3	0.0	447.7	0	5	0	10	0	85	0	0	0
348	351	MCL CONSTRUCTION, Omaha, Neb.	329.8	0.0	328.2	100	0	0	0	0	0	0	0	0

SPONSORED CONTENT ■ VIATECHNIK

## The Three Things Actually Moving the Needle in Construction Right Now

The gap between construction firms that have figured out the next decade and the ones that haven't is widening every quarter. It's not showing up in the headlines yet. It's showing up in schedules, in prefab outcomes, in which contractors get hired twice and which ones don't. The firms pulling ahead are doing three specific things differently.

We've been watching this build for the last few years at VIATechnik. Across our work with general contractors, owners, and trade partners on hundreds of projects, the same patterns keep showing up. The firms making them work are pulling away from the ones still operating the old way. The gap is getting wider every quarter.

Three shifts are doing most of the work.

The model is leaving the BIM room and ending up in the hands of the people who actually build. AI is moving from a vendor pitch to a building material that construction teams use to shape their own workflows. And owners are no longer just accepting the physical building as the deliverable. They want the digital one too, and

they're rewriting the rules of the industry to get it. None of these are individually revolutionary. But together they change how a project runs.

The leaders we talk to across the industry are seeing the same thing. Here's what's actually working.

### Theme 1: The Model Has Left the BIM Room

For two decades, the BIM has lived in a room. Maybe a literal one. Definitely a metaphorical one. A small group of specialists owned it, fed it, protected it, and translated it for everyone else. If you wanted something from the model, you asked the model people.

That model of working is ending, and the firms that haven't noticed are already behind.

The shift we're seeing across our client base is the dissolution of the specialist gatekeeper. The actual coordination environment, the model itself, is moving into the hands of project engineers, field engineers, superintendents, and trade partners. The VDC team's job is shifting with...

Scan the QR code to read on.

By Danielle Dy Buncio, with Stephen Poppe



**VIATECHNIK**

www.viatechnik.com/insights

RANK 2025	RANK 2025	FIRM	2025 REVENUE (\$ MIL)		2025 NEW CONTRACTS	GENERAL BUILDING	MANUFACTURING	POWER	WATER / SEWER / WASTE	INDUS. / PETROLEUM	TRANSPORTATION	HAZARDOUS WASTE	TELECOM	% CM-AT-RISK
			TOTAL	INT'L										
349	330	BW DESIGN GROUP, St. Louis, Mo.	329.3	0.0	NA	0	4	0	0	49	0	0	46	2
350	**	OMEGA CONSTRUCTION, Winston-Salem, N.C.	328.3	0.0	335.0	90	10	0	0	0	0	0	0	11
351	380	RIDGEMONT COMMERCIAL CO., Irving, Texas	328.1	0.0	274.1	100	0	0	0	0	0	0	0	0
352	292	PERLO CONSTRUCTION GROUP, Tualatin, Ore.†	326.5	0.0	305.6	100	0	0	0	0	0	0	0	0
353	299	MARCH ASSOCIATES CONSTRUCTION INC., Wayne, N.J.	326.5	0.0	347.4	100	0	0	0	0	0	0	0	0
354	396	WARFEL CONSTRUCTION CO., East Petersburg, Pa.	326.3	0.0	177.7	100	0	0	0	0	0	0	0	0
355	375	FORTE CONSTRUCTION CORP., Islandia, N.Y.	325.4	0.0	145.5	15	0	0	0	0	85	0	0	0
356	370	J.D. ECKMAN INC., Atglen, Pa.	323.5	0.0	301.8	0	0	0	0	0	100	0	0	0
357	**	MASCARO CONSTRUCTION CO., Pittsburgh, Pa.	320.6	0.0	729.0	57	5	1	5	23	7	2	0	46
358	324	FAGEN INC., Granite Falls, Minn.	318.6	0.0	107.7	0	0	84	0	16	0	0	0	0
359	307	HAWKINS CONSTRUCTION CO., Omaha, Neb.	313.4	0.0	484.8	3	0	0	22	0	75	0	0	1
360	**	WILLOWBROOK INC., Chickasha, Okla.	310.7	0.0	236.6	100	0	0	0	0	0	0	0	75
361	**	STRIKE CONSTRUCTION LLC, Spring, Texas	308.0	0.0	313.5	0	0	0	0	100	0	0	0	0
362	310	ARCH-CON CORP., Houston, Texas	308.0	0.0	125.0	100	0	0	0	0	0	0	0	0
363	**	CONTEGRA CONSTRUCTION, Edwardsville, Ill.	307.0	0.0	NA	6	0	0	0	93	0	0	1	100
364	**	TONN AND BLANK CONSTRUCTION, Michigan City, Ind.	305.0	0.0	72.2	98	1	0	0	1	0	0	0	87
365	303	E.W. HOWELL CO. LLC, Plainview, N.Y.	303.6	0.0	217.0	100	0	0	0	0	0	0	0	47
366	389	WESPAC CONSTRUCTION, Phoenix, Ariz.	302.9	0.0	NA	100	0	0	0	0	0	0	0	0
367	362	KITCHELL CORP., Phoenix, Ariz.†	301.0	0.0	363.2	99	0	0	0	0	0	1	0	79
368	320	RIVER CITY CONSTRUCTION LLC, East Peoria, Ill.†	300.7	0.0	211.0	78	8	0	13	0	0	0	0	32
369	376	WHITAKER CONSTRUCTION CO. INC., Brigham City, Utah†	300.5	0.0	356.1	2	0	2	59	14	22	0	0	17
370	**	BROADWAY BUILDERS, New York, N.Y.	300.0	0.0	NA	100	0	0	0	0	0	0	0	0
371	259	NIBBI BROS. ASSOCIATES INC., San Francisco, Calif.	299.9	0.0	248.0	83	0	0	3	0	13	0	0	87
372	353	GHILOTTI CONSTRUCTION CO., Santa Rosa, Calif.	297.9	0.0	NA	0	0	0	0	0	0	0	0	0
373	**	RABREN GENERAL CONTRACTORS, Auburn, Ala.	294.9	0.0	151.0	100	0	0	0	0	0	0	0	0
374	378	BYRNE CONSTRUCTION SERVICES, Fort Worth, Texas	294.3	0.0	492.7	100	0	0	0	0	0	0	0	82
375	**	SARGENT CORP., Orono, Maine	294.0	0.0	242.4	28	4	8	31	0	16	0	0	0
376	321	DEACON CONSTRUCTION LLC, Portland, Ore.	293.3	0.0	293.3	100	0	0	0	0	0	0	0	0
377	**	TARLTON CORP., St. Louis, Mo.†	292.1	0.0	414.4	66	0	3	20	0	0	0	11	27
378	**	COAKLEY & WILLIAMS CONSTRUCTION, Bethesda, Md.	288.9	0.0	NA	100	0	0	0	0	0	0	0	0
379	**	MCFARLAND CONSTRUCTION, Charlotte, N.C.	285.3	0.0	73.2	25	0	0	0	50	0	0	25	77
380	**	ODIN, Roseville, Calif.	278.8	0.0	159.1	0	0	0	50	25	0	0	0	2
381	386	BLYTHE BROTHERS COS. LLC, Charlotte, N.C.	275.0	0.0	NA	0	0	0	0	0	70	0	0	0
382	294	INTECH CONSTRUCTION, Philadelphia, Pa.	272.1	0.0	340.8	100	0	0	0	0	0	0	0	97
383	**	CLARK CONTRACTORS, Little Rock, Ark.	272.1	0.0	396.3	100	0	0	0	0	0	0	0	100
384	400	RAGLE INC., Newburgh, Ind.†	271.2	0.0	262.5	0	0	0	0	0	100	0	0	0
385	**	ADENA CORP., Mansfield, Ohio†	270.6	0.0	270.6	86	3	0	8	0	1	0	0	82
386	368	PENNTEX CONSTRUCTION CO. INC., Blue Bell, Pa.	270.0	0.0	181.0	77	13	0	0	10	0	0	0	100
387	372	CDI CONTRACTORS, Little Rock, Ark.	268.5	0.0	NA	79	21	0	0	0	0	0	0	0
388	**	BENCHMARK CONSTRUCTION CO., Ephrata, Pa.	267.6	0.0	41.0	100	0	0	0	0	0	0	0	2
389	397	LANDRY/FRENCH CONSTRUCTION, Scarborough, Maine†	266.4	0.0	407.0	97	0	0	0	0	3	0	0	100
390	302	BARR & BARR INC., New York, N.Y.	265.0	0.0	1,443.0	100	0	0	0	0	0	0	0	100
391	394	MORLEY BUILDERS, Santa Monica, Calif.†	263.0	0.0	3.2	100	0	0	0	0	0	0	0	0
392	**	A.R. MAYS CONSTRUCTION, Scottsdale, Ariz.	255.0	0.0	NA	100	0	0	0	0	0	0	0	67
393	**	BURKE CONSTRUCTION GROUP INC., Las Vegas, Nev.	253.3	0.0	298.0	100	0	0	0	0	0	0	0	68
394	**	RNGD, Metairie, La.	253.0	0.0	NA	100	0	0	0	0	0	0	0	0
395	345	GLY CONSTRUCTION, Bellevue, Wash.	251.3	0.0	506.4	100	0	0	0	0	0	0	0	64
396	329	DOSTER CONSTRUCTION CO. INC., Birmingham, Ala.	250.3	0.0	319.1	97	0	0	0	0	2	0	0	62
397	**	DESCOR BUILDERS, Roseville, Calif.	247.3	0.0	NA	100	0	0	0	0	0	0	0	0
398	367	W.T. RICH CO., Natick, Mass.	242.1	0.0	576.7	97	0	0	0	0	3	0	0	99
399	**	THE NORWOOD CO., Malvern, Pa.	240.0	0.0	NA	100	0	0	0	0	0	0	0	0
400	318	BOZZUTO CONSTRUCTION, Greenbelt, Md.	239.0	0.0	261.0	100	0	0	0	0	0	0	0	91

# Where To Find the Top 400

FIRM	RANK	FIRM	RANK	FIRM	RANK	FIRM	RANK
<b>A</b>		Bulley & Andrews	149	Devcon Construction Inc.	91	<b>H</b>	
A.R. Mays Construction	392	Burke Construction Group Inc.	393	Dimeo Construction Co.	211	H&M Co. Inc.	186
Absher Construction Co.	270	Burns & McDonnell	35	Dome Construction Corp.	343	H.J. Russell & Co.	278
Acciona US	320	BW Design Group	349	Doster Construction Co. Inc.	396	The Hagerman Group	252
Adena Corp.	385	Byrne Construction Services	374	DPR Construction	7	Hanover Co.	189
Adolfson & Peterson Construction	66	<b>C</b>		Drymalla Construction Co.	215	Harkins Builders Inc.	217
AECOM	18	C D Smith Construction	164	<b>E</b>		Harper Construction Co. Inc.	309
Alberici-Flintco	40	C. Overaa & Co.	310	E. E. Reed Construction	65	Harper General Contractors	231
Albert C. Kobayashi Inc.	245	C.W. Driver Cos.	157	E.W. Howell Co. LLC	365	Harvey Cleary	72
Allan Myers	94	Caddell Construction	90	ECC	63	Haselden Construction	267
Allied Power	219	Cahill Contractors	305	EDIFICE Construction	258	Haskell	50
Alston Construction Co. Inc.	108	Cajun Industries LLC	181	Electrical Consultants Inc.	152	Hathaway Dinwiddie Construction Co.	125
Ames Construction	75	Calhoun Construction Services	339	Elford Inc.	209	Hausmann Construction	191
Ampirical	298	Callahan Inc.	292	Embree Construction Group	337	Hawaiian Dredging Construction Co. Inc.	117
Anderson Columbia Co. Inc.	123	Carroll Daniel Construction Co.	154	EMJ Construction	290	Hawkins Construction Co.	359
ANDRES Construction Services	284	Catamount Constructors Inc.	132	ENTACT	279	Haydon Cos.	221
APTIM	141	CDI Contractors	387	ESI Construction	105	Hensel Phelps	11
Arch-Con Corp.	362	CDM Smith	272	ESS Cos.	102	Herzog Enterprises Inc.	116
ARCO Construction Cos.	34	Cerris Builders	254	Evans General Contractors	54	Hill & Wilkinson General Contractors	218
ASRC Industrial	113	CG Schmidt	246	Executive Construction Inc.	321	Hillwood Construction Services	261
Austin Industries	41	Charles Perry Partners Inc.	287	<b>F</b>		HITT Contracting	8
<b>B</b>		Chasse Building Team	177	F.A. Wilhelm Construction Co. Inc.	53	Hoar Construction	98
Balfour Beatty US	27	Choate Construction Co.	87	FH. Paschen	137	Hoffman Construction Co.	31
Barnard Construction Co. Inc.	127	The Christman Co.	68	Fagen Inc.	358	Holder Construction Group	12
Barnhill Contracting Co.	206	The Cianbro Cos.	107	FCI Constructors Inc.	170	Holt Construction Corp.	288
Barr & Barr Inc.	390	Clancy & Theys Construction Co.	151	FCL Builders	128	Hourigan	226
Bartlett Coker General Contractors LLC	104	Clark Construction Co.	220	Ferreira Construction Co. Inc.	97	Howard Shockey & Sons Inc.	324
Barton Malow Holdings LLC	38	Clark Contractors	383	Ferrovial Construction	56	Hunter Roberts Construction Group LLC	119
Batson-Cook Construction	197	Clark Group	15	Findorff	136	Hunzinger Construction Co.	301
Bay Cities Paving & Grading Inc.	313	Clayco	20	FlatironDragados	25	<b>I</b>	
BBL Construction Services LLC	260	Clune Construction	45	Fluor	9	Ideal Contracting	234
Bechtel	2	Coakley & Williams Construction	378	Fontaine Bros. Inc.	331	IMC Construction	266
The Beck Group	133	Coastal Construction Group	76	Fort Myer Construction Corp.	347	Independence Construction	195
Bell & Associates Construction LLC	315	Columbia	280	Forte Construction Corp.	355	INTECH Construction	382
Benchmark Construction Co.	388	Commercial Contracting Corp.	235	Fortis Construction	46	Iovino Enterprises	203
Berglund Construction	335	Commodore Builders	256	Fortune-Johnson LLC	271	IPS-Integrated Project Services LLC	114
The Bette Cos.	241	The Conlan Company	82	<b>G</b>		<b>J</b>	
BHI	253	Consigli Building Group Inc.	36	G.A. West & Co.	216	J. Fletcher Creamer & Son Inc.	242
Big-D Construction	44	Construction Partners Inc.	51	Garco Construction	342	J.D. Eckman Inc.	356
Big Harbert International	85	Contegra Construction	363	Gardner Builders	318	J.P. Cullen & Sons Inc.	146
Black & Veatch	49	CORE Construction Group	57	Garney Holding Co.	58	J.T. Magen & Co. Inc.	70
Blum Construction	295	CR Meyer	165	GCON LLC	304	Jacobsen Construction Co. Inc.	134
Blythe Brothers Cos. LLC	381	CRB Group	212	Gemma Power Systems	178	James G. Davis Construction Corp.	124
BNBuilders	106	Crossland Construction Co. Inc.	47	Gerald H. Phillips Inc.	303	James R. Vannoy & Sons Construction Co. Inc.	138
Boh Bros. Construction Co. LLC	311	Crowder Constructors Inc.	196	Ghiloti Construction Co.	372	Jaynes Corp.	285
The Boldt Group	100	CSI Construction Co.	248	Gilbane Building Co.	19	JE Dunn Construction Co.	21
BOND Building Construction Inc.	236	<b>D</b>		GLY Construction	395	JHL Constructors	273
Bowen	229	D.F. Chase Inc.	293	Goodfellow Bros.	131	Jingoli - DCO	121
Bozzuto Construction	400	Danis	250	Graham Construction	230	Joeris General Contractors	79
Bradbury Stamm Construction Inc.	239	Day & Zimmermann	78	Granger Construction Co.	173	JRM Construction Management	88
Branch Group	150	Deacon Construction LLC	376	Granite Construction Co.	37	Juneau Construction Co.	222
Brasfield & Gorrie	24	DeAngelis Diamond	190	Gray	30	<b>K</b>	
Brinkmann Constructors	86	Dellbrook JKS	307	Graycor	162	KAST Construction	192
Broadway Builders	370	Dennis Group	118	Great Lakes Dredge & Dock Corp.	147		
Bryan Construction Inc.	312	DesCor Builders	397	Grunley Construction Co. Inc.	269		
Buch Construction	277						

# Where To Find the Top 400

FIRM	RANK	FIRM	RANK	FIRM	RANK	FIRM	RANK
Kaufman Lynn Construction	282	MWH Constructors Inc.	142	Ridgemont Commercial Co.	351	Teichert Construction	122
KBE Building Corp.	340	MYCON General Contractors Inc.	233	River City Construction LLC	368	Terminal Construction Corp.	259
Keeley Construction Group Inc.	175	<b>N</b>		RNGD	394	Tonn and Blank Construction	364
Key Construction Inc.	314	Nabholz	83	Robins & Morton	69	Traylor Construction Group Inc.	115
Kiely Family of Cos.	276	Nan Inc.	143	Rockford Construction Co.	228	Truebeck Construction	225
Kiewit Corp.	4	NEI General Contracting	317	Rodgers Builders Inc.	145	Turner Construction Co.	1
Kitchell Corp.	367	Network Connex	325	Roebelen Contracting Inc.	329	Turner Industries Group LLC	48
Knutson Construction	208	New South Construction Co.	237	Rogers-O'Brien Construction	74	Tutor Perini Corp.	28
Kokosing Group of Cos.	52	Nexamp	194	Roncelli Inc.	255	<b>U</b>	
The Korte Co.	214	Nibbi Bros. Associates Inc.	371	The Rudolph Libbe Cos. Inc.	101	Ulliman Schutte Construction LLC	333
KPRS Construction Group	129	The Norwood Co.	399	Ruscilli Construction	265	Uprite Construction	297
Kraemer North America LLC	207	<b>O</b>		Russell	240	Urban Atelier Group	263
Kraus-Anderson Construction Co.	179	O&G Industries Inc.	159	Rycon Construction	110	<b>V</b>	
<b>L</b>		O'Donnell/Snider Construction	332	<b>S</b>		VCC LLC	171
Landmark Construction LLC	184	Odin	380	S&B	168	Veccilio Group Inc.	249
Landry/French Construction	389	OHLA USA Inc.	103	S&B USA Construction	205	Verdex Construction	341
LandSouth Construction	326	Okland Construction	59	S. T. Wooten Corp.	338	Vinci Construction USA	112
Lane Industries Inc.	99	Oltmans Construction Co.	199	Samet Corp.	160	<b>W</b>	
Las Vegas Paving Corp.	140	Omega Construction	350	Sampson Construction	283	W. M. Jordan Co.	187
Lease Crutcher Lewis	180	Orion Group Holdings	155	Sargent Corp.	375	W.E. O'Neil Construction Co.	95
LeChase Construction Services LLC	120	Otto Construction	328	Satterfield & Pontikes Construction	111	Wagman Inc.	345
Lee Lewis Construction Inc.	144	<b>P</b>		Saulsbury Industries Inc.	169	Walbridge	26
LEMOINE	148	PARIC Holdings Group	161	Saunders Construction Inc.	306	Walsh Construction Co.	238
Leopardo Construction	286	Parkway C&A	244	Schimenti Construction Co.	302	The Walsh Group	16
Level 10 Construction	210	Parsons	247	Sellen Construction Co. Inc.	289	Warfel Construction Co.	354
LPX Group	336	PC Construction Co.	299	SEMA Construction Inc.	202	Water Resources Group	330
Lydig Construction	243	PCL Construction Enterprises Inc.	14	Sevenson Environmental Services Inc.	262	Webcor	109
Lyles Construction Group	274	Peinado Construction	183	Shaw Construction	323	Weis Builders Inc.	153
<b>M</b>		PCL Construction Enterprises Inc.	14	Shawmut Design and Construction	60	The Weitz Co.	62
M. B. Kahn Construction Co. Inc.	200	Shelco LLC	319	Shiel Sexton Co. Inc.	227	Wespac Construction	366
Manhattan Construction Group	64	Shiel Sexton Co. Inc.	227	Shook Construction	268	Wharton-Smith Inc.	89
Manson Construction Co.	223	Shook Construction	268	Skanska USA	17	Whitaker Construction Co. Inc.	369
March Associates Construction Inc.	353	Skender	204	Skender	204	The Whiting-Turner Contracting Co.	5
Market & Johnson Inc.	327	Skylene Construction	167	Skyline Construction	167	William A Randolph Inc.	344
Mascaro Construction Co.	357	Sletten Cos.	163	Sletten Cos.	163	Williams Brothers Construction	174
MasTec Inc.	6	SOLV Energy	55	Solv Energy	55	Willmeng Construction	182
Matrix Service Co.	156	Southland Holdings	176	Southland Holdings	176	Willowbrook Inc.	360
MATT Construction	257	SpawGlass Holding	130	SpawGlass Holding	130	Wohlsen Construction Co.	201
McCarthy Holdings Inc.	22	Stacy Witbeck	251	Stacy Witbeck	251	W.F. Rich Co.	398
McCownGordon Construction	135	Staker Parson Materials & Construction	193	Staker Parson Materials & Construction	193	<b>X</b>	
McDermott International	13	Stellar Group Inc.	158	Stellar Group Inc.	158	XL Construction	185
McFarland Construction	379	STO Building Group	3	STO Building Group	3	<b>Y</b>	
McGough	71	Strike Construction LLC	361	Strike Construction LLC	361	The Yates Cos. Inc.	29
The McShane Cos.	126	Suffolk Construction Co. Inc.	23	Suffolk Construction Co. Inc.	23	<b>Z</b>	
MCL Construction	348	Sukut Construction LLC	166	Sukut Construction LLC	166	Zachry Construction Corp.	198
MEB General Contractors Inc.	281	Summit Contracting Group Inc.	300	Summit Contracting Group Inc.	300		
Messer Construction Co.	73	Sundt Construction Inc.	42	Sundt Construction Inc.	42		
Michels	39	Superior Construction Holding Co. Inc.	232	Superior Construction Holding Co. Inc.	232		
The Middlesex Corp.	224	Swinerton Inc.	32	Swinerton Inc.	32		
Miller Valentine Construction	346	<b>R</b>		<b>T</b>			
Millie and Severson General Contractors	308	R&O Construction	264	T N Ward Co.	296		
Miron Construction Co. Inc.	84	Rabren General Contractors	373	T.A. Loving Co.	294		
Morley Builders	391	Ragle Inc.	384	T5 Construction	80		
Mortenson	10	RailWorks Corp.	139	Tarlton Corp.	377		
Moss	43	Rand Construction Corp.	213				

# Where the 2026 Top 400 General Contractors Worked

Region Country Company

## A. NORTH AMERICA

### Canada

*APTIM*  
*ARCO Construction Cos.*  
*Acciona US*  
*Alberici-Flintco*  
*Allied Power*  
*Barnard Construction Co. Inc.*  
*Barton Malow Holdings LLC*  
*Bechtel*  
*Black & Veatch*  
*Burns & McDonnell*  
*Day & Zimmermann*  
*Dennis Group*  
*ECC*  
*FlatironDragados*  
*Fluor*  
*Graham Construction*  
*Haskell*  
*IPS-Integrated Project Services LLC*  
*Kiewit Corp.*  
*MWH Constructors Inc.*  
*MasTec Inc.*  
*Michels*  
*PCL Construction Enterprises Inc.*  
*Parsons*  
*Roncelli Inc.*  
*STO Building Group*  
*Southland Holdings*  
*T N Ward Co.*  
*The Walsh Group*  
*Turner Construction Co.*  
*Tutor Perini Corp.*  
*Walbridge*

## B. LATIN AMERICA

### Argentina

*Bechtel*  
*Caddell Construction*

Region Country Company

### Brazil

*Caddell Construction*  
*Dennis Group*  
*IPS-Integrated Project Services LLC*

### Chile

*Bechtel*  
*Fluor*

### Colombia

*Haskell*

### Guatemala

*BL Harbert International*  
*Haskell*

### Guyana

*Bechtel*

### Honduras

*BL Harbert International*  
*Fluor*

### Mexico

*Alberici-Flintco*  
*BL Harbert International*  
*Caddell Construction*  
*Commercial Contracting Corp.*  
*Gilbane Building Co.*  
*Haskell*  
*Kiewit Corp.*  
*Manhattan Construction Group*  
*Michels*  
*Primus*  
*The Beck Group*  
*The Weitz Co.*  
*Walbridge*

### Panama

*Kiewit Corp.*

### Paraguay

*Caddell Construction*

# Where the 2026 Top 400 General Contractors Worked

Region Country Company

## Peru

APTIM  
Bechtel  
Fluor

## Uruguay

IPS-Integrated Project Services LLC  
Tutor Perini Corp.

## C. CARIBBEAN ISLANDS

### Cuba

DPR Construction  
Gilbane Building Co.  
Jingoli - DCO

### Greater Antilles

Haskell

### Lesser Antilles

APTIM  
Caddell Construction  
Consigli Building Group Inc.  
Haskell  
Jingoli - DCO  
Michels  
Rockford Construction Co  
Southland Holdings

### Puerto Rico

APTIM  
Fluor  
MasTec Inc.  
Place Services Inc.  
Tutor Perini Corp.

## D. EUROPE

### Belgium

ECC  
Fluor  
Parsons

Region Country Company

Turner Construction Co.

### Croatia

Fluor

### Denmark

DPR Construction  
Fluor  
IPS-Integrated Project Services LLC  
Turner Construction Co.

### France

Allied Power

### Georgia

Parsons

### Germany

Black & Veatch  
DPR Construction  
ECC  
Fluor  
Gilbane Building Co.  
IPS-Integrated Project Services LLC  
Michels  
Parsons  
Turner Construction Co.

### Greece

Caddell Construction  
ECC  
Fluor

### Hungary

Fluor

### Ireland

Gemma Power Systems  
IPS-Integrated Project Services LLC  
STO Building Group  
Turner Construction Co.

### Italy

APTIM  
Caddell Construction

# Where the 2026 Top 400 General Contractors Worked

## Region Country Company

*ECC*

*Parsons*

## Luxembourg

*Bryan Construction Inc.*

## Netherlands

*DPR Construction*

*Fluor*

*STO Building Group*

*Turner Construction Co.*

## Norway

*Black & Veatch*

*DPR Construction*

## Poland

*Bechtel*

*Fluor*

## Portugal

*ECC*

*IPS-Integrated Project Services LLC*

## Romania

*ECC*

## Serbia

*Bechtel*

## Spain

*Allied Power*

*ECC*

*IPS-Integrated Project Services LLC*

*Turner Construction Co.*

## Sweden

*Allied Power*

*Fluor*

## Switzerland

*Allied Power*

*DPR Construction*

*IPS-Integrated Project Services LLC*

*Turner Construction Co.*

## Region Country Company

### United Kingdom

*APTIM*

*Allied Power*

*Bechtel*

*Black & Veatch*

*Burns & McDonnell*

*ECC*

*Fluor*

*Gemma Power Systems*

*Gray*

*IPS-Integrated Project Services LLC*

*Parsons*

*STO Building Group*

*Turner Construction Co.*

*Tutor Perini Corp.*

## E. MIDDLE EAST

### Afghanistan

*Fluor*

### Bahrain

*Bechtel*

*The Weitz Co.*

### Iraq

*BL Harbert International*

### Israel

*Bryan Construction Inc.*

*Gilbane Building Co.*

*Hoffman Construction Co.*

*MWH Constructors Inc.*

### Kuwait

*Fluor*

### Lebanon

*BL Harbert International*

*Parsons*

### Pakistan

*Fluor*

# Where the 2026 Top 400 General Contractors Worked

Region Country Company

## Qatar

*BL Harbert International*

## Saudi Arabia

*Bechtel*

*Caddell Construction*

*Fluor*

*Gilbane Building Co.*

*Lane Industries Inc.*

## Turkey

*BL Harbert International*

*Bechtel*

*Caddell Construction*

*ECC*

*Turner Construction Co.*

## United Arab Emirates

*Allied Power*

*Bechtel*

*Parsons*

## F. ASIA

### China (P.R.C.)

*APTIM*

*Black & Veatch*

*Fluor*

*Haskell*

### Diego Garcia

*APTIM*

*Parsons*

*Tutor Perini Corp.*

### India

*BL Harbert International*

*Bechtel*

*Caddell Construction*

*Fluor*

*IPS-Integrated Project Services LLC*

*Turner Construction Co.*

Region Country Company

## Indonesia

*Black & Veatch*

*Fluor*

## Japan

*APTIM*

*ECC*

*Gilbane Building Co.*

*Parsons*

## Kazakhstan

*Bechtel*

*Fluor*

## Malaysia

*Black & Veatch*

*DPR Construction*

*Fluor*

*Haskell*

*Turner Construction Co.*

## Philippines

*Black & Veatch*

*ECC*

*Fluor*

*Haskell*

*Tutor Perini Corp.*

## Singapore

*DPR Construction*

*Fortis Construction*

*Haskell*

## South Korea

*APTIM*

*Allied Power*

*DPR Construction*

*Gilbane Building Co.*

*Parsons*

## Sri Lanka

*Caddell Construction*

# Where the 2026 Top 400 General Contractors Worked

Region Country Company

## Taiwan

*Bechtel*

## Thailand

*BL Harbert International*

*Black & Veatch*

## Turkmenistan

*Caddell Construction*

## Vietnam

*BL Harbert International*

*Black & Veatch*

*Turner Construction Co.*

## G. AUSTRALIA/OCEANIA

### Australia

*Bechtel*

*Fluor*

*IPS-Integrated Project Services LLC*

*Lane Industries Inc.*

*Michels*

*PCL Construction Enterprises Inc.*

### Pacific Islands

*Haskell*

*Parsons*

*Tutor Perini Corp.*

### Papua New Guinea

*Bechtel*

## H. NORTH AFRICA

### Egypt

*The Weitz Co.*

### Ethiopia

*Lane Industries Inc.*

### Morocco

*BL Harbert International*

Region Country Company

## Niger

*BL Harbert International*

## Sudan

*Caddell Construction*

## I. CENTRAL AND SOUTHERN AFRICA

### Angola

*Haskell*

### Botswana

*Fluor*

### Cape Verde

*Caddell Construction*

### Congo Republic

*Haskell*

### D.R. Congo

*BL Harbert International*

### Guinea

*Fluor*

### Ivory Coast

*Haskell*

### Kenya

*BL Harbert International*

*Caddell Construction*

### Malawi

*BL Harbert International*

### South Africa

*Fluor*

### Uganda

*Fluor*

### Zambia

*Fluor*

# Where the 2026 Top 400 General Contractors Worked

Region Country Company

Region Country Company

J. ANTARCTIC/ARCTIC

Arctic/Antarctic

*Parsons*

# 2026 Top 400 General Contractors – Subsidiaries by Rank

Rank Company Subsidiary

- 1 **Turner Construction Co.**  
*Canadian Turner Construction Company*  
*Clark Builders*  
*Dornan Engineering*  
*First Equipment Company*  
*Lathrop Company*  
*RealPM*  
*SourceBlue*  
*Turner International*  
*xPL Offsite*
- 3 **STO Building Group**  
*Abbott Construction*  
*Ajax Building Company*  
*BCCI Construction*  
*Govan Brown*  
*LF Driscoll*  
*Layton Construction*  
*Pavarini Construction*  
*Pavarini McGovern*  
*RC Andersen*  
*STO Building Group Global Services*  
*STO Mission Critical*  
*Structure Tone International*  
*Structure Tone LLC*  
*Structure Tone Southwest LLC*
- 6 **MasTec Inc.**  
*A-1 Construction*  
*Advanced Technologies*  
*Biggs Construction Company*  
*Casey Industrial*  
*Cash Construction*  
*EC Source Services, LLC*  
*Energy Erectors, Inc.*  
*FNF Construction, Inc.*  
*Hanging H Companies, LLC*  
*Henkels & McCoy, Inc.*  
*Infrastructure and Energy Alternatives, Inc.*  
*Intren, LLC*

Rank Company Subsidiary

- Lemartec Corporation*  
*MasTec Civil Constructors, LLC*  
*MasTec Network Solutions, Inc.*  
*MasTec North America, Inc.*  
*MasTec Purnell*  
*MasTec Utility Services, LLC*  
*NV2A Group*  
*Phoenix Industrial, Inc.*  
*Precision Pipeline, LLC*  
*Pumpco, Inc.*  
*Stout Construction, LLC*  
*T&D Power*  
*Three Phase Line Construction, Inc.*  
*Wanzek Construction, Inc.*  
*Wolverine Mat, LLC*
- 9 **Fluor**  
*Fluor Constructors International Inc*  
*Fluor Enterprises Inc*
- 10 **Mortenson**  
*M. A. Mortenson Company*  
*Mortenson International, Inc.*
- 14 **PCL Construction Enterprises Inc.**  
*Construction PCL Inc.*  
*Melloy Industrial Services Inc.*  
*Nordic PCL Construction, Inc.*  
*PCL Builders Inc.*  
*PCL Civil Constructors, Inc.*  
*PCL Construction Enterprises, Inc.*  
*PCL Construction Management Inc.*  
*PCL Construction Resources (U.S.A.) Inc.*  
*PCL Construction Resources Inc.*  
*PCL Construction Services, Inc.*  
*PCL Construction, Inc.*  
*PCL Constructors Canada Inc.*  
*PCL Constructors Inc.*  
*PCL Constructors Northern Inc.*  
*PCL Constructors Northern Ontario Inc.*  
*PCL Constructors Pacific Rim Pty Ltd.*

# 2026 Top 400 General Contractors – Subsidiaries by Rank

Rank	Company	Subsidiary	Rank	Company	Subsidiary
		<i>PCL Constructors Westcoast Inc.</i>	28	Tutor Perini Corp.	<i>Becho Inc.</i>
		<i>PCL Energy Inc.</i>			<i>Black Construction</i>
		<i>PCL Industrial Construction Co.</i>			<i>Frontier - Kemper</i>
		<i>PCL Industrial Constructors Inc.</i>			<i>Lunda Construction</i>
		<i>PCL Industrial Management Inc.</i>			<i>Perini Management Services</i>
		<i>PCL Industrial Services, Inc.</i>			<i>Roy Anderson Corp.</i>
		<i>PCL Investments Canada</i>			<i>Rudolph &amp; Sletten</i>
		<i>PCL Solar Constructors USA Inc.</i>			<i>Tutor Perini Building Corp.</i>
17	Skanska USA				<i>Tutor Perini Civil Construction</i>
		<i>Skanska USA Building</i>	30	Gray	
		<i>Skanska USA Civil</i>			<i>AD Process Equipment, A Gray Company</i>
19	Gilbane Building Co.				<i>Anderson Dahlen Inc., A Gray Company</i>
		<i>GRS Disaster Recovery</i>			<i>Gray AES</i>
		<i>Gilbane Federal</i>			<i>Gray Development, A Gray Company</i>
		<i>Next 150</i>			<i>Gray Ohio Valley</i>
23	Suffolk Construction Co. Inc.				<i>NexGen Contracting, A Gray Company</i>
		<i>Liberty Builds</i>	35	Burns & McDonnell	<i>Quality Street Equipment</i>
		<i>Liberty Equipment</i>			<i>AZCO</i>
		<i>Liberty Group</i>	36	Consigli Building Group Inc.	
		<i>Liberty Specialty</i>			<i>Consigli &amp; Associates, LLC</i>
25	FlatironDragados				<i>Consigli Construction Co., Inc.</i>
		<i>Flatiron Dragados Canada, Inc.</i>			<i>Consigli Construction NY, LLC</i>
		<i>Flatiron Dragados Constructors, Inc.</i>			<i>J. Benton Construction, LLC</i>
		<i>Flatiron Dragados USA, Inc.</i>	38	Barton Malow Holdings LLC	
		<i>J.F. White Contracting Company</i>			<i>Barton Malow Builders LLC</i>
		<i>Prince Contracting LLC</i>			<i>Barton Malow Canada Ltd</i>
		<i>Pulice Construction, Inc.</i>			<i>Barton Malow Company</i>
		<i>SPC Construction Co. LLC</i>			<i>LIFTbuild</i>
27	Balfour Beatty US		40	Alberici-Flintco	
		<i>Balfour Beatty Communities</i>			<i>Alberici Constructors, Inc</i>
		<i>Balfour Beatty Construction</i>			<i>Alberici Constructors, Ltd.</i>
		<i>Balfour Beatty Infrastructure</i>			<i>CAS Constructors, LLC</i>
		<i>Balfour Beatty Rail</i>			

# 2026 Top 400 General Contractors – Subsidiaries by Rank

## Rank Company Subsidiary

*Flintco, LLC*  
*J. R. Filanc Construction Co.*  
*WWPS, LLC*

## 44 Big-D Construction

*DOVETAIL CONSTRUCTION*  
*MARTIN HARRIS CONSTRUCTION*  
*MCALVAIN CONSTRUCTION*

## 48 Turner Industries Group LLC

*Turner Industrial Maintenance, LLC*  
*Turner Industries Energy Services*  
*Turner Specialty Services, LLC*

## 49 Black & Veatch

*Bird Electric*  
*Black & Veatch Construction, Inc.*  
*Black & Veatch Corporation*  
*Black & Veatch International*  
*Black & Veatch LTD of Michigan*  
*Black & Veatch Management Consulting, LLC.*  
*Black & Veatch New York LLP*  
*Black & Veatch Special Projects Corp*  
*Overland Contracting, Inc.*

## 50 Haskell

*Benham*  
*Cortez, Inc.*  
*Dysruptek*  
*Haskell Steel*  
*Oreair & Co.*  
*Seiberling*

## 51 Construction Partners Inc.

*CWR Contracting, Inc*  
*Fred Smith Company*  
*King Asphalt, Inc.*  
*Lone Star Paving Company*  
*Overland Corporation*

## Rank Company Subsidiary

*Pavement Restorations, Inc.*  
*The Scruggs Company*  
*Wiregrass Construction Company*

## 52 Kokosing Group of Cos.

*Area Aggregates, LLC*  
*CK Construction Group, Inc.*  
*Cuyahoga Asphalt Materials, Inc.*  
*Integrity Kokosing Pipeline Services*  
*Kokosing Construction Company, Inc.*  
*Kokosing Industrial, Inc.*  
*Kokosing Materials, Inc.*  
*Kokosing, Inc.*  
*McGraw Kokosing, Inc.*  
*The Olen Corporation*

## 53 F.A. Wilhelm Construction Co. Inc.

*Freitag-Weinhardt, Inc.*  
*Industrial Electric*  
*Poynter Sheet Metal*  
*RSQ Fire Protection*

## 58 Garney Holding Co.

*A&W Maintenance & Coatings, LLC*  
*Garney Companies, Inc.*  
*Garney Federal, Inc.*  
*Garney Pacific, Inc.*

## 59 Okland Construction

*Field Labor Corporation*  
*Okland Construction Co., Inc.*  
*Okland Corporation*  
*Okland Management Corporation*

## 61 The PENTA Building Group

*All 5's Construction*  
*S.J. Amoroso Construction*  
*The PENTA Building Group*

## 2026 Top 400 General Contractors – Subsidiaries by Rank

Rank	Company	Subsidiary	Rank	Company	Subsidiary
62	The Weitz Co.	Contrack Watts The Weitz Company			Coastal Construction of Tampa Coastal Homes
63	ECC	ECC CENTCOM Constructors ECC Diego Garcia LLC ECC Environmental UK, Ltd ECC Infrastructure, LLC ECC International, LLC ECCO GmbH Enviro-Fix Solutions, LLC Environmental Chemical Corporation Italy S.R.I.	92	Phillips Infrastructure Corp.	Phillips Environmental, LLC Phillips Heavy, Inc. Phillips Power, LLC RowCon, LLC
66	Adolfson & Peterson Construction	AP Gulf States AP Midwest, LLC AP Mountain States AP Southwest AP Wyoming	95	W.E. O'Neil Construction Co.	W.E. O'Neil Construction Co. W.E. O'Neil Construction Co. of Arizona W.E. O'Neil Construction Co. of California W.E. O'Neil Construction Co. of Colorado W.E. O'Neil Construction Co. of Northern California W.E. O'Neil Construction Co. of San Diego W.E. O'Neil Construction Co. of Tennessee W.E. O'Neil Construction Co. of Texas
67	Performance Contractors Inc.	Performance Maintenance Performance Specialty Services	97	Ferreira Construction Co. Inc.	American Pile and Foundation Ferreira Power South Ferreira Power West Ferreira UTEC Richardson-Wayland Ferreira SM Electric Vanguard Energy Partners
73	Messer Construction Co.	EGC Construction	99	Lane Industries Inc.	The Lane Construction Corporation
76	Coastal Construction Group	Coastal Condos Coastal Condos II Coastal Condos of Central Florida Coastal Construction Company Coastal Construction International Holdings Coastal Construction of Bakers Bay Coastal Construction of Central Florida Coastal Construction of Miami-Dade Coastal Construction of Palm Beach	101	The Rudolph Libbe Cos. Inc.	GEM Inc Rudolph Libbe Inc
			103	OHLA USA Inc.	Arellano Construction Company

# 2026 Top 400 General Contractors – Subsidiaries by Rank

Rank	Company	Subsidiary	Rank	Company	Subsidiary
		Community Asphalt Corporation			Petrochem
		Judlau Contracting, Inc.			RSI
		Judlau Contracting, Inc.			Redwood Painting
		OHLA Building, Inc.			US Coatings
		OHLA Central, Inc.			
		OHLA Systems & Electric, LLC			
		OHLA USA, Inc.	117	Hawaiian Dredging Construction Co. Inc.	
		OHLA USA, Inc.			DHO JV
		OHLA USA, Inc.			H2O Guam JV
111	Satterfield & Pontikes Construction				HDCC Guam LLC
		Eagle Contracting			HHC JV
		Eagle Mechanical			
		Greco Structures	136	Findorff	
		Prolego Consulting Solutions			Metal Design
		Rocket Pumping			Tilsen Roofing Company
		Rollcon			Treehouse Construction
		Westway Construction			
		Westway Flooring	142	MWH Constructors Inc.	
112	Vinci Construction USA				Methuen Construction Co., Inc.
		Blythe Construction, Inc.			Slayden Constructors, Inc.
		Eurovia Atlantic Coast, LLC			
		Hubbard Construction Company	143	Nan Inc.	
		Newport Construction Company			Grace Pacific LLC
113	ASRC Industrial				
		AIS Gulf Coast Industrial	148	LEMOINE	
		AIS Infrastructure			LEMOINE Disaster Services
		Arctic Pipe Inspection			Matrix Building Systems
		Arctic Testing and Inspection			
		EQM	150	Branch Group	
		EQMS			Branch Builds
		FD Thomas			Branch Civil
		Hudspeth			Hopkins Lacy
		K2 Industrial			
		Mavo Systems	157	C.W. Driver Cos.	
		National Environmental Group			C.W. Driver
		Niles Construction			Driver SPG
		Northwest Demolition and Dismantling			Good & Roberts
		PITCO			

## 2026 Top 400 General Contractors – Subsidiaries by Rank

Rank	Company	Subsidiary	Rank	Company	Subsidiary
161	PARIC Holdings Group	Aptos Cooperative Building Solutions Henning Companies PARIC LLC TES			Electrical Systems Co., LLC H&M Architects/Engineers, Inc. H&M Industrial Services, Inc.
167	Skyline Construction	ACCEND Construction LLC d/b/a Skyline Construction Illinois Servicemark Construction LLC Skyline Capital Builders LLC Unimark Construction LLC d/b/a Skyline Construction	188	Pioneer General Contractors Inc.	Metal Tech Building Specialists Phoenix Framing Tailored Building Systems WeaverCooke Construction
170	FCI Constructors Inc.	FCI Constructors of New Mexico FCI Constructors of Wyoming, LLC	195	Independence Construction	Bear IC, LLC Donley's Independence, LLC The Winter Companies
176	Southland Holdings	American Bridge Bahamas American Bridge Company American Bridge Manufacturing American Bridge of Canada Johnson Bros. Corporation Oscar Renda Contracting Oscar Renda of Canada Southland Contracting Southland Mole of Canada	196	Crowder Constructors Inc.	Crowder Construction Company Crowder Industrial Construction LLC
178	Gemma Power Systems	Atlantic Projects Company Inc. Atlantic Projects Company Ltd. Atlantic Projects Company UK Gemma Plant Operations LLC Gemma Renewable Power LLC	198	Zachry Construction Corp.	Zachry Federal Construction Corporation Zachry Underground and Utility Services, Inc
186	H&M Co. Inc.	Concrete Systems Co., LLC	224	The Middlesex Corp.	Middlesex Asphalt, LLC Massachusetts Ready-Mix, LLC LLC Middlesex Materials Holdings, LLC Middlesex Paving, LLC
			225	Truebeck Construction	ProCraft Equipment LLC
			242	J. Fletcher Creamer & Son Inc.	Creamer Jingoli LLC Creamer Ruberton Joint Venture Creamer-Sanzari Joint Venture J. Fletcher Creamer & Son, Inc.

# 2026 Top 400 General Contractors – Subsidiaries by Rank

Rank	Company	Subsidiary
249	Vecellio Group Inc.	Hal Jones Contractor Murray Logan Construction Ranger Construction Industries Sharpe Brothers Vecellio & Grogan, Inc.
251	Stacy Witbeck	Modern Railway Systems
267	Haselden Construction	Haselden Builders Haselden Montana Constructors Haselden Restoration Services
270	Absher Construction Co.	Nuuco Electric Total Rentals
272	CDM Smith	CDM Constructors CDM Federal Programs CDM International The Perry Group Trinnex
274	Lyles Construction Group	Advanced Integration & Controls American Paving Co. Lyles Utility Construction New England Sheet Metal and Mechanical W. M. Lyles Co.
276	Kiely Family of Cos.	All Bright Electric JF Kiely Construction Co JF Kiely Construction of PA JF Kiely Service Co

Rank	Company	Subsidiary
		K Moorea Kiely Civil Kiely Engineering Kiely Industrial Technologies Kiely Pipeline Integrity Northwest Penn Bower Sodon Electric T Madison
295	Blum Construction	Blum Concrete LLC Blum Masonry LLC Performance Interiors Contracting LLC
306	Saunders Construction Inc.	SCI Equipment, LLC Saunders Concrete Structures, LLC Saunders Construction, LLC Saunders Express, LLC Saunders North Express, LLC Saunders North, LLC Saunders Norwood Construction, LLC
308	Millie and Severson General Contractors	Millie and Severson, NorCal Millie and Severson, SoCal Smith and Severson Builders Storie and Severson
311	Boh Bros. Construction Co. LLC	Broadmoor LLC
316	Quandel Enterprises LLC	J Vinton Schafer Construction Performance Construction Company Pyramid Construction Services Quandel Construction Group

## 2026 Top 400 General Contractors – Subsidiaries by Rank

Rank	Company	Subsidiary	Rank	Company	Subsidiary
		<i>Quandel Energy Services</i>	377	Tarlton Corp.	<i>Waterhout Carpentry</i>
329	Roebbelen Contracting Inc.	<i>Roebbelen Construction Management Services, Inc.</i>	384	Ragle Inc.	<i>River Town Construction</i>
330	Water Resources Group	<i>Rice Lake Construction Group Rice Lake West</i>	385	Adena Corp.	<i>AMC Masonry Adena Lakeland Amcrete NCF CIM Fabricators Palmer's Contracting Spoerr Precast Structures</i>
340	KBE Building Corp.	<i>KBE-NY, LLC New Valley Construction</i>	389	Landry/French Construction	<i>MH Williams Construction Group</i>
345	Wagman Inc.	<i>Wagman Construction, Inc. Wagman Heavy Civil, Inc.</i>	391	Morley Builders	<i>Benchmark Contractors, Inc. MB Contractors, Inc. Morley Construction Company</i>
352	Perlo Construction Group	<i>Perlo Construction LLC Perlo Structures LLC Reimers &amp; Jolivette Construction LLC Reimers &amp; Jolivette Structures LLC</i>			
367	Kitchell Corp.	<i>Kitchell CEM Kitchell Contractors</i>			
368	River City Construction LLC	<i>A&amp;H Steel LLC MR Mason Contractors LLC</i>			
369	Whitaker Construction Co. Inc.	<i>Whitaker Transportation</i>			